

CHAMPIONSHIP CAR RACES



OFFICIAL PROGRAMME

CADWELL

September 1/2

£2.00



This meeting is held under the General Regulations of the MSA (incorporating the provisions of the International Sporting Code of the FIA) and the Supplementary Regulations, Final Instructions and any written instructions which the Organisers issue for the race meeting. MSA Permit No: 6794.

APPROXIMATE TIMETABLE

Saturday 1st September - Practice Sessions

	Time
Formula Vee - session A	9.00
Formula Vee - session B	9.25
Goldarts 7s	9.50
Locost - session A	10.15
Locost - session B	10.40
Roadgoing Bike engined cars	11.05
Formel Vau	11.30
Hot Hatch	11.55
750 Trophy	12.20

Saturday 1st September - Races

1: Formula Vee - Heat	1.35
2: Goldarts 7s	2.00
3: Locost - 'slow' race	2.25
4: Formula Vee - Final	2.50
5: Roadgoing Bike engined cars	3.15
6: Locost - 'fast' race	3.40
7: Formel Vau	4.05
8: Hot Hatch	4.30
9: 750 Trophy	4.55

Sunday 2nd September - Practice Sessions

Vee Allcomers	9.00
Kit cars - class A	9.25
Kit cars - classes B & C	9.50
Roadsports	10.15
Stock Hatch - session A	10.40
Stock Hatch - session B	11.05
Formula 4	11.30

Sunday 2nd September - Races

10: Hot Hatch	11.55
11: 750 Trophy	12.20
12: Locost - 'slow' race	12.45
13: Vee Allcomers	2.00
14: Locost - 'fast' race	2.25
15: Kit cars - class A	2.50
16: Stock Hatch - 'slow' race	3.15
17: Roadsports	3.40
18: Kit cars - classes B & C	4.05
19: Stock Hatch - 'fast' race	4.30
20: Formula 4	4.55

RACE MEETING OFFICIALS

MSA STEWARD

I.T.Moore

CLERKS OF COURSE

V.Ayres

DEPUTY CLERKS

J.Smith M.Wooten

DRIVING STANDARDS

OBSERVER

K.Messer

CLUB STEWARDS

D.Brice E.Minhinnick

TIMEKEEPERS

T.Stevens (Chief) A.Stevens

A.Hancock D.Evans

A.Preston P.Arch

SCRUTINEERS

D.F.D.Smith (Chief) H.Fisher

I.Brocklesby P.Jaggard

R.Byatt

INCIDENT OFFICER

A.Bennett

CHIEF MARSHAL

P.Harding

CHIEF OBSERVER

P.Stenning

CHIEF MEDICAL OFFICER

C.Loveday

RACE RESCUE UNIT

750 Motor Club

COMMENTATOR

D.Smales

SECRETARY OF THE MEETING

Robin Knight

MARSHALS

750 Motor Club

BMRMC & friends

Races 1/4**8 Laps****750 MC Formula Vee Championship**

No	DRIVER	CAR DETAILS	CCS	HOMETOWN	CLUB
1 *	Jeremy Clark	Spyder GAC	1300	Edmonton	750
2 *	Trevor Welsh	Leystone 2001	1300	Durham	750
5 *	Jon Randall	Kaimann	1300	Stondon Massey	750
6 *	Guy Bellingham	Scarab Mk2	1300	Aylesbury	750
9 *	Simon Readman	Spyder	1300	Allestree	750
18 *	Ivan Casey	Leystone JH003	1300	Leixlip	750
20	Derek Willetts	Falcon Mk2	1300	Great Barr	750
22	Stephen Glasswell	Sheane 97	1300	Bury St Edmunds	750
24 *	Alan Robinson	Leystone AHS	1300	Alsager	750
27	Nik Baatz	Sheane GAC	1300	High Wycombe	750
28 *	Patrick Sherrington	Scarab Mk2	1300	Bagshot	750
29 *	Stephen Kershaw	Leystone JH003	1300	Swords	750
33	Lee Levett	Sheane	1300	Reading	750
34 *	David Hall	SLS Group Sheane	1300	Naas	750
35	Michael Jenvey	Scarab	1300	South Woodford	750
37 *	Paul Mitson	Sheane	1300	Cookham Dean	750
39 *	Lee Rouillier	Leystone	1300	Bicester	750
45 *	Bill Burnett	Sheane	1300	Fordcombe	750
47	William Redman	Jucee AHS Leystone	1300	Holywell Green	750
48	John Bowles	Ray 87	1300	Sevenoaks	750
49 *	Ian Raby	Hawke DL	1300	Heathfield	750
50	James Conyers	Conyers V1	1300	Upper Poppleton	750
51	Alistair Heslop	Scarab Mk4	1300	Stoke Bruerne	750
54	Ian Fuller	Rossallini FV931	1300	Rugby	750
57 *	Neil Chilleystone	Scarab Mk2	1300	Wymondham	750
58	Philip Haydon	Scarab Mk2	1300	Harlow	750
59 *	Bill Stenning	Spyder	1300	West End	750
60	Bob Higgins	Sheane	1300	Arundel	750
61	Ed Mercer	Sheane	1300	Windsor	750
65	Michael Fenwick	Leystone JH002	1300	Billingham	750
70	Nicholas Brown	Sheane 94	1300	Orsett Heath	750
80	Peter Cann	Predator	1300	Saxmundham	750
87 *	Mike Pascall	Sheane 2000	1300	Maidenhead	750
91	Ian Buxton	Leystone	1300	Leek	750
98	Fergus Dalton	Sheane	1300	Tunbridge Wells	750
99	John Parry	Scarab Mk2	1300	Hawarden	750

Car numbers * are in 1st Vee practice session, others are in the 2nd one.

From combined times, fastest 16 into Race 4, others into Race 1. Top 8 finishers from Race 1 go into Race 4.

The 750 Motor Club Formula Vee championship is ideal for beginner and 'expert' alike, looking for competitive single seater racing on a low budget. It has been run by the 750 Motor Club since 1980 and is probably the cheapest way to go single seater racing in the UK. Engine, gearbox and much of the suspension and braking system is from the VW 1300 Beetle and this, along with a Dunlop 'control' tyre puts the emphasis on driver ability to win races.

Race 2

8 Laps

Goldarts 7 Championship

No	CLS	DRIVER	CAR DETAILS	CCS	HOMETOWN	CLUB
5	A	Keith Dunn	Caterham Superlight	1800	Droitwich	750
7	C	Ashley Croft	Caterham 7	1400	Letchworth	750
25	A	Peter Lawrence	Caterham Superlight	1800	Thame	750
29	C	Ken Baird	Caterham 7	1400	Elstree	750
32	B	Terry Clark	Caterham 7	1600	Northwood	750
33	A	Neil Turner	Caterham Superlight	1800	Hingham	750
40	C	Mark Geach	Caterham 7	1400	Kennington	750
41	C	Ken Pendlebury	Caterham 7	1400	Steyning	750
42	C	John Benfield	Caterham 7	1400	Houghton Regis	750
46	C	Ben Woodhouse	Caterham Super 7	1400	Richmond	750
49	A	Ian Wale	Caterham Super 7	2000	Chesterfield	750
63	A	Andy Toone	Caterham 7	2000	West Bridgford	750
84	A	Simon Lanyon	Caterham Super 7	1800	London	750
88	A	Richard Ince	Caterham Superlight	1800	Stowmarket	750
98	B	Tim Lamb	Caterham 7	1600	Clevedon	750

GOLD ARTS

Goldarts 7 Championship							
1st	142	C	Matt Shires	4th	81	A	Keith Dunn
2nd	99	A	Richard Ince	5th	80	A	John Schneider
3rd	83	B	Tim Lamb	6th	71	B	Gerald Simpson

The 2001 GoldArts 7 Championship is for Caterham / Lotus 7 running in 4 classes. Class A is for 1700 Xflow, 2000cc Vauxhall and Ford Zetec, 1700 twincam & 1600 K series; B includes 1600cc twincam, 1800 Ford Zetec, 1800, 1600 K Series; 1400 K series are class C, whilst Class D is for former Scholarship/Graduate cars. All have to run on a choice of Yokohama tyres and a minimum weight of 600 kgs including the driver. The championship enjoys support from Goldarts Jewellers & Yokohama tyres.

Races 3/6 & 12/14

8 Laps

750 Motor Club Locost Championship

NO	DRIVER	CAR DETAILS	CCS	HOMETOWN	CLUB
7 *	Adam Wilkinson	Locost	1300	Royston	750
8 *	Darren Banks	Locost	1300	Honiton	750
9 *	Malcolm Mitton	Locost	1300	Little Staughton	750
11	Paul Crankshaw	Locost	1300	Cambridge	750
12 *	Andrew Crapnell	Locost	1300	Bradford On Avon	750
13	Chris James	Locost	1300	Sonning Common	750
14	Ian Collins	Locost	1300	Bevere	750
15 *	Richard Cartledge	Locost	1300	Bolton	750
19	Erik Fairbairn	Locost	1300	Brentwood	750
21	Mark Benton	Locost	1300	Farnham Royal	750
22	Ivan Thomas	Locost	1300	Morley	750
23	Janet Sherry	Locost	1300	Twickenham	750
24	Gordon Dobson	Locost	1300	Biggin Hill	750
25 *	Dominic O' Donnell	Locost	1300	Wirral	750
26 *	Danny Cassar	Locost	1300	East Ham	750
27 *	Alex Hughes	Locost	1300	Hindhead	750
28 *	Alex Eacock	Locost	1300	Redditch	750
29 *	John Suckling	Locost	1300	Nr Keighley	750
30 *	Barnaby Guest	Locost	1300	Bedford	750
32	Derek Linley	Locost	1300	Huddersfield	750
35 *	Royce Grey	Locost	1300	Alresford	750
36 *	Darryl Beckwith	Locost	1300	Saunderton	750
37	Kevin Lucas	Locost	1300	Ilkeston	750
38 *	Steve Kimber	Locost	1300	Tonbridge	750
39	Colin Beckwith	Locost	1300	High Wycombe	750
40	William Rouillier	Locost	1300	Blandford Forum	750
41 *	Brett Townsend	Locost	1300	Leamington Spa	750
44 *	William Mitcham	Locost	1300	Bury St Edmunds	750
48	Ian McLaughlin	Locost	1300	Worksop	750
49 *	Mark Crankshaw	Locost	1300	Cambridge	750
50	James Davies	Locost	1300	Cheltenham	750
51	Helen Saunders	Locost	1300	Landrake	750
53 *	Mike Saunders	Locost	1300	Landrake	750
55	Rodney Gildersleeves	Locost	1300	Sudbury	750
68	Tom Ballentyne	Locost	1300	Colchester	750
69	John Ballentyne	Locost	1300	Colchester	750
72 *	James Grantham	Locost	1300	Hopton	750
73	Ged Sidnell	Locost	1300	Norwich	750
81	Kevin Broughton	Locost	1300	Spalding	750
87	Alan Yearley	Locost	1300	Bow	750
90 *	Lee Rouillier	Locost	1300	Bicester	750
96 *	Tim Gray	Locost	1300	Trowell	750

The car numbers marked * will be in the 1st of the Locost practice sessions, the others will be in the 2nd session.

From the combined times for those two sessions, the fastest 22 qualifiers go into Race 6, the others into Race 3.

Selection for races 12 & 14 on Sunday will use the drivers' fastest lap time in their Saturday race, the fastest 22 going into Race 14, the remainder into Race 12.

Current Championship Positions

1 st	Darryl Beckwith	102
2 nd	Darren Banks	99
3 rd	Malcolm Mitton	97
4 th	Brett Townsend	64
5 th	Royce Grey 61	
6 th	William Mitcham	61

Race 5

8 Laps

750 MC Roadgoing bike-engined series

NO	CLS	DRIVER	CAR DETAILS	CCS	HOMETOWN	CLUB
3	B	Ian Johnson	Fisher Fury	900	Esher	750
4	B	Peter Hurst	Locoblade	918	Beccles	750
6	B	Gordon Griffin	Fisher Fury	919	Sanderstead	750
9	A	Jonathan Wright	Westfield Megabusa	1300	Swaffham Bulbeck	750
11	B	Mike Field	Fisher Fury	919	London	750
18	A	Graham Hill	Westfield Megabird	1100	London	750
22	B	Steve Kelsey	Locost	918	Stourbridge	750
24	B	Martin Brooks	Westfield Megablade	900	Chiswick	750
35	B	Alistair Massarella	Fisher Fury	900	Kings Lynn	750
37	A	Andrew Huxtable	Westfield Megabird	1137	Amersham	750
41	B	John Stewart	Stuart Taylor Locoblade	920	Hazlemere	750
77	B	Warwick Barnes	Fisher Fury	913	Rotherfield	750

Red Line® Synthetic Oil Corporation is the world leader in lubricant and fuel system chemistry. The only oil company to use 100% poly-ol ester base-stocks to provide unbeatable oil performance and durability, with no compromise. Used in Formula 1, F3000, ChampCars, GTs, NASCAR, Touring Cars, on-road, off-road, 2-wheels, 4 wheels, watercraft, hovercraft and aircraft: the same leading edge technology is available to all Red Line® users. Inventors of unique products such as Water Wetter™, LikeWater™ and ShockProof™ gear oil, Red Line® are dedicated to producing the worlds finest synthetic lubricants and additives. Products designed for performance. Red Line® are pleased to support the new Roadgoing Motorcycle Engined Sports Car race series, with product prizes for the winners in each class.

New for 2001, the 750 Motor Club series for Roadgoing bike-engined cars is for two-seater cars which must be road legal and capable of passing an MOT. Cars may be constructed specifically for the series or may be one of the many motorcycle engined cars currently available from a wide range of kit car manufacturers. The engines must be series-production four-stroke units and may not be modified from standard; they run in two classes according to the manufacturer's figures, of up to 135 bhp (class B) and of 136 to 180 bhp (class A). The series is supported in its inaugural year by **FISHER SPORTSCARS**.

Race 7

8 Laps

Formel V Cup

Nº	DRIVER	CAR DETAILS	CCS	HOMETOWN	CLUB
2	Trevor Welsh	Leystone 2001	1300	Durham	750
5	Jon Randall	Kaimann	1300	Stondon Massey	750
6	Guy Bellingham	Scarab Mk2	1300	Aylesbury	750
41	Erwin Gasser	Mega V3L	1300	Neu-Ulm	750
42	Manfred Benninger	Mega V3	1300	Wurzburg	750
44	Matthias Lutz	Mega V3	1300	Ulm	750
45	Joachim Lutz	Mega ZA1	1300	Ulm	750
48	John Bowles	Ray 87	1300	Sevenoaks	750
59	Bill Stenning	Spyder	1300	West End	750
63	Martyn Donn	Scarab Euro 1	1300	Cheltenham	750
69	Andy Storer	Scarab RSS	1300	Newark	750
91	Ian Buxton	Leystone	1300	Leek	750

This race is for cars complying with the Formel V Cup Deutschland and includes some cars from the 750 Motor Club Formula Vee championship.

750 Motor Club Formula Vee Championship

1st	185	Jeremy Clark	4th	132	Guy Bellingham
2nd	160	David Hall	5th	112	Craig Davis
3rd	149	Trevor Welsh	6th	97	Paul Mitson

Demon Tweaks/Yokohama/CCC Stock Hatch Championship

1st	441	Pete Morgan	4th	427	Steve Gordon
2nd	429	Andy Burgess	5th	383	Darren Blumson
3rd	429	Tony Scarlett	6th	362	Paul Sheehan

Races 8 & 10

8 Laps

Demon Tweeks/Yokohama/CCC Hot Hatch Championship

NO	CLS	DRIVER	CAR DETAILS	CCS	HOMETOWN	CLUB
6	A	Mark Cunningham	Citroen AX GT	1400	Southwater	750
8	B	Richard Walmsley	Peugeot 205 GTi	1600	Dewsbury	750
15	C	Darren Blumson	Vauxhall Astra GTE	2000	Reigate	750
21	B	Glyn Cartwright	Fiesta XR2	1600	Sandy	750
22	B	Andy Fells	Fiesta XR2	1600	Basildon	750
25	B	Geoff Bluff	Vauxhall Nova GTE	1600	Sheffield	750
31	B	Lewis Williams	Fiesta XR2	1600	Guildford	750
32	B	Adrian Lowes	Escort XR3	1600	Horsham	750
33	B	Richard Kingsnorth	Peugeot 205 GTi	1600	Colchester	750
41	B	Barrie Culley	Fiesta XR2	1600	Basingstoke	750
43	B	Martin Rutherford	Fiesta XR2	1600	Harrow	750
44	A	Marc Gliddon	Rover Metro GTi	1400	Brockham	750
50	B	John Hammersley	Peugeot 205 GTi	1600	Stone	750
51	B	Simon Hill	Peugeot 205 GTi	1600	Stone	750
52	A	John Waples	Citroen AX GT	1360	Crawley	750
55	C	Steve Horner	Fiesta RS 1800	1800	Buckingham	750
60	A	Lee Reynolds	Citroen AX GTi	1360	Church Stretton	750
77	B	Steve Powlesland	Peugeot 205 GTi	1580	Eastleigh	750
82	B	Guy Foulger	Citroen Saxo VTR	1600	Sapcote	750
84	A	Mark Bush	Rover Metro GTi	1400	Milton Keynes	750
88	A	Steve Polley	Toyota Starlet	1290	Heathfield	750



Demon Tweeks/Yokohama/CCC Hot Hatch Championship							
1st	118	B	Guy Foulger	4th	84	B	Martyn Culley
2nd	97	A	Mark Cunningham	5th	84	B	Andy Fells
3rd	85	C	Jay Frost	6th	72	B	Simon Hill

Demon Tweeks, Yokohama tyres and Cars & Car Conversions Magazine are the main sponsors for this year's Hot Hatch Championship which attracts a wide range of popular hatchback cars of up to 2000cc. Cars are allowed engine and suspension modifications, standard pattern brakes and all must use the Yokohama A032R 'control' tyre. This together with a weight penalty for leading cars ensures close racing without excessive budgets.

Races 9 & 11

6 Laps

750 MC 750 Trophy Championship

Nº	CLS	DRIVER	CAR DETAILS	CCS	HOMETOWN	CLUB
1	C	Roger Rowe	RWR	600	Kidderminster	750
2	A	Mark Roper	Austin 7 Sports	747	Partridge Green	750
5	B	Derek Jones	Speedex 750 Special	747	Worcester	750
6	C	Roger Windley	Genie	747S	Tattershall	750
7	C	Don Rawson	Rawson Special	1172	Oswestry	750
9	C	Ian Allen	U.C.E	750	Deeping St Nicholas	750
10	B	Nick Hayward-Cook	A7 Monoposto	747	Gt Missenden	750
11	C	John Marshall	Lotus Mk6	1172	Bristol	750
12	C	Colin Willmott	DNC	749	Cookhill	750
13	B	Graham Chambers	A7 Ulster	750	Canterbury	750
20	C	Mark Windley	DNC Trophy	642	Tattershall	750
21	C	Keith Blanshard	Lotus 6	1172	Tilton	750
26	B	Keith Whitby	Austin 7 Special	747	St Neats	750
33	D	Kerry Horan	Vincent Trenberth	498	Studley	750
42	C	Richard Reeve	Lotus Mk6	1172	Bristol	750
44	C	Nick Windley	Reon Trophy	642	Tattershall	750
68	C	Pete Birch	JGS III	642	Mablethorpe	750
71	C	Phil Evans	Time 3B	750	Cleobury Mortimer	750

750 Motor Club 750 Trophy Championship							
1st	74	C	Don Rawson	4th	46	C	Pete Birch
2nd	61	C	Roger Rowe	5th	43	C	John Marshall
3rd	58	C	Roger Windley	6th	39	C	Colin Willmott

The 750 Trophy Championship is for Austin Seven based cars, supported by other cars of historic interest and similar performance. As in the former pre-war Austin 7 Championship, Austin Sevens will compete in two classes:- Austin Seven sports and racing cars, post-war specials and early 750 Formula cars with Austin Seven engines/gearboxes. In further classes are cars from the old 1172 Formula along with vintage, PVT and historic cars such as 500cc Formula 3 and other similar vehicles.

Race 13

8 Laps

Formula Vee Allcomers

Nº	DRIVER	CAR DETAILS	CCS	HOMETOWN	CLUB
6	Guy Bellingham	Scarab Mk2	1300	Aylesbury	750
18	Kevin Gillespie	Leystone JH0002	1300	Robertstown	750
22	Stephen Glasswell	Sheane 97	1300	Bury St Edmunds	750
27	Nik Baatz	Sheane GAC	1300	High Wycombe	750
33	Lee Levett	Sheane	1300	Reading	750
41	Erwin Gasser	Mega V3L	1300	Neu-Ulm	750
42	Manfred Benninger	Mega V3	1300	Wurzburg	750
44	Matthias Lutz	Mega V3	1300	Ulm	750
45	Joachim Lutz	Mega ZA1	1300	Ulm	750
49	Ian Raby	Hawke DL	1300	Heathfield	750
59	Bill Stenning	Spyder	1300	West End	750
80	Peter Cann	Predator	1300	Saxmundham	750
87	Mike Pascall	Sheane 2000	1300	Maidenhead	750

Cadwell Park Full Circuit - Lap Records

Formula	Class	Name	Time	Speed	Date
750 Trophy	A	TBE	-	-	-
	B	TBE	-	-	-
	C	TBE	-	-	-
	D	TBE	-	-	-
Formula 4	A	R. Davis	1:29.9	86.89	03/05/92
	B	M. Whatley	1:30.8	86.04	23/07/95
	C	A. Holey	1:34.64	82.54	28/06/98
	D	TBE	-	-	-
Formula Vee		C.Davis	1:37.61	80.03	10/09/00
Kit Cars	A	A.Charsley	1:42.04	76.55	05/09/99
	B	C. Hudson	1:43.11	75.76	05/09/99
	C	P.Gill	1:43.13	75.74	05/09/99
Roadsports	A	P. Lucas	1:46.40	73.42	04/08/96
	B	P. Gladman	1:41.88	76.68	28/06/98
	C	P.Gladman	1:39.73	78.33	05/09/99
Caterhams	A	M.Stewart	1:38.40	79.39	10/09/00
	B	B. Ely	1:41.25	77.16	28/06/98
	C	F.Gibney	1:41.48	76.98	10/09/00
Hot Hatch	A	S. Polley	1:53.40	68.89	28/06/98
	B	C. Lawrence	1:49.13	71.58	28/06/98
	C	TBE	-	-	-
Stock Hatch		TBE	-	-	-
Locost		TBE	-	-	-

Race 15**grg.com****8 Laps**

kitcar championship

No	CLS	DRIVER	CAR DETAILS	CCS	HOMETOWN	CLUB
13	A	Paul - Andr, Blundell	Westfield SE	1690	Sulis Meadows	750
21	A	Clive Turner	Autotune Gemini	3000	Sandiacre	750
26	A	Peter Rowney	Westfield SEi	1660	Stafford	750
32	A	Peter Robinson	Sylva Striker	1660	Sutton Coldfield	750
37	A	David Robinson	Sylva Striker	1998	Rotherfield	750
40	A	Mark Allcock	Dutton Melos	3500	Haslingden	750
51	A	Tony Absolom	Sylva Striker	1700	Reading	750
55	A	Andrew Ward	Sylva Striker	1700	Kettering	750
57	A	Ken Marsh	Dutton Melos	3500	Bury	750
60	A	Andy Sterling	Dax Rush	3600	Brockenhurst	750
68	A	Matthew Sturmer	Sylva Mk4	1700	Horsham	750
69	A	Nick Craddock	Sylva Phoenix	1660	Pewsey	750
71	A	Matt Jones	Westfield SE	1700	Chellaston	750
75	A	Matthew Lewis	Eldon Roadster	3528	Woking	750
77	A	Mark Owen	Sylva Striker Mk3	1600	Welwyn Garden City	750
78	A	Ken Lewins	Dutton Leggera	3500	Chesterfield	750
80	A	Peter Ramella	Sylva Striker Mk2	1700	Ranby	750
82	A	Dan Compton	Sylva Mk2	1700	London	750
84	A	Christopher Brown	Westfield SE	1700	London	750
88	A	Bryan Healey	Sylva Phoenix	1660	Poynton	750

The Kit Car Championship, sponsored by The Grass Roots Group PLC, is for road legal front-engined Kit Cars. The engine regulations allow considerable freedom whilst there are limitations on the design of rear suspension and transmission. There are three classes, A - up to 1660cc, B - 1661 to 3500cc and class C - 1800 Ford Zetec.

Race 16/19

8 Laps

Demon Tweeks/Yokohama/CCC Stock Hatch Championship

NO	DRIVER	CAR DETAILS	CCS	HOMETOWN	CLUB
6	Andy Burgess	Suzuki Swift GTi	1300	Crawley	750
8	Steve Gordon	Peugeot 106 XSi	1600	Southampton	750
9	Paul Sheehan	Peugeot 205 GTi	1600	Coundon	750
10	Glenn Stokes	Peugeot 106	1600	Chafford Hundred	750
11	Sean Stanway	Fiesta XR2	1600	Chelmsford	750
13	James Warner	Fiesta XR2	1600	Hassocks	750
14	Mark Davies	Peugeot 205 GTi	1600	Mirfield	750
15	Darren Blumson	Peugeot 205 GTi	1580	Reigate	750
19	Matthew Lewis	Fiesta XR2	1600	Leatherhead	750
23	Paul Tibbs	Fiesta XR2	1600	Spalding	750
24	Tony Scarlett	Peugeot 106 SXi	1587	Scholes	750
25	Pete Morgan	Fiesta XR2	1600	Wrexham	750
28	Kevin Hatch	Fiesta XR2	1600	Salisbury	750
30	Carl Townend	Peugeot 205 GTi	1580	Ecclesfield	750
33	Daniel Neil	Peugeot 205 GTi	1600	Loughton	750
34	Chris Ball	Fiesta XR2	1600	Bournemouth	750
38	Phillip Becker	Fiesta XR2i	1600	Henlow	750
47	Dave Balding	Fiesta XR2	1600	South Woodham	750
60	Craig Shepherd	Fiesta XR2	1600	Braintree	750
63	Pat Grove	Peugeot 205 GTi	1600	Tewkesbury	750
65	Terry Roughton	Peugeot 205 GTi	1580	Wisbech	750
76	Simon Harvey	Peugeot 205 GTi	1580	New Haw	750
79	Gary Parkes	Fiesta XR2	1597	Lincoln	750
82	Alan Thorndyke	Peugeot 205 GTi	1600	Stanford -le- Hope	750
91	Steven Groom	Peugeot 205 GTi	1600	Walkern	750
92	Paul McMillan	Peugeot 205 GTi	1600	Wisbech	750


The drivers above are in the 1st Stock Hatch practice session; those on the next page are in the 2nd session. From the combined times of those two sessions, the fastest 24 qualified drivers go into Race 19, the next fastest 24 go into Race 16.

Demon Tweeks, Yokohama tyres & Cars & Car Conversions magazine are the main sponsors for the Stock Hatch Championship, which in its 4th year continues to be one of the most popular saloon car championships in the UK. The use of standard engine & gearbox, a 'control' Yokohama A539 tyre and a weight penalty for leading cars ensures close racing at very affordable cost.

Race 16/19 8 Laps

Demon Tweeks/Yokohama/CCC Stock Hatch Championship

No	DRIVER	CAR DETAILS	CCS	HOMETOWN	CLUB
7	Nick Carter	Fiesta XR2	1600	Louth	750
20	Don Hughes	Volkswagen Golf GTi	1588	Andover	750
21	Sarah Dyson	Escort XR3i	1600	Coulsdon	750
22	Hilary Howlett	Peugeot 106 XSi	1587	Dereham	750
27	Richard Warner	Fiesta XR2	1600	Northwich	750
32	Daniel Adderley	Peugeot 205 GTi	1598	Witney	750
35	Andrew Thorpe	Fiesta XR2	1600	Ilkley	750
36	Tim Marshall	Peugeot 205 GTi	1580	Hinckley	750
48	Mark Schofield	Peugeot 205 GTi	1580	Bury St Edmunds	750
50	Robert O' Boyle	Fiesta XR2	1600	Ilkeston	750
55	Tony Headland	Fiesta XR2	1600	Norwich	750
58	Martin Boon	Peugeot 205 GTi	1600	Kings Lynn	750
66	David Rowe	Rover Metro GTi	1400	Surbiton	750
67	Mark Alden	Fiesta XR2	1600	Manchester	750
69	Tim Harradine	Fiesta XR2	1600	Royston	750
72	Clifford Pellin	Fiesta XR2	1600	Canvey Island	750
74	James Fennelaw	Fiesta XR2	1600	Spalding	750
75	Simon Bowyer	Fiesta XR2	1597	Islington	750
77	Wayne Bailey	Peugeot 205 GTi	1600	Iver	750
78	Charles Cozens	Peugeot 1.4 XSi	1360	Chippenham	750
80	Mark Hammersley	Fiesta XR2	1600	Stafford	750
84	Marcus Gibson	Fiesta XR2	1600	Redditch	750
88	Ian Oakes	Vauxhall Nova GTE	1600	Bletchley	750
89	Nick Joyce	Fiesta XR2	1600	Wellesbourne	750
94	David Leverton	Fiesta XR2	1600	Blackheath	750
96	Gareth Wright	Fiesta XR2	1600	Wisbech	750
100	Simon Smith	Ford XR2	1600	Allestree	750



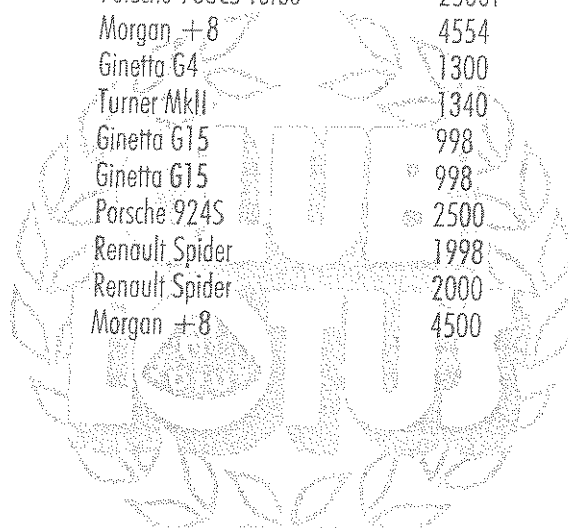
Demon Tweeks, Yokohama tyres & Cars & Car Conversions magazine are the main sponsors for the Stock Hatch Championship, which in its 4th year continues to be one of the most popular saloon car championships in the UK. The use of standard engine & gearbox, a 'control' Yokohama A539 tyre and a weight penalty for leading cars ensures close racing at very affordable cost.

Race 17

8 Laps

Roadsports Championship

NO	CLS	DRIVER	CAR DETAILS	CCS	HOMETOWN	CLUB
9	A	Pete Richards	Clan Crusader	998	March	750
11	C	Mal Davison	Porsche 993	3600T	Tamworth	750
22	A	Steve Jay	Clan Crusader	998	Bury	750
23	B	Stephen Oliver	Lotus Elise	1800	Ely	750
25	C	Doug Ellwood	TVR Griffith	4997	Stratford On Avon	750
27	C	Chris Varey	Porsche 968CS Turbo	2500T	Cirencester	750
29	C	Keith Ahlers	Morgan +8	4554	Trinity	750
32	A	Howard Jones	Ginetta G4	1300	Bedford	750
33	A	Rob Moody	Turner MkII	1340	Norwich	750
34	A	John Morgan	Ginetta G15	998	Chalfont St Peter	750
54	A	Paul Morgan	Ginetta G15	998	Chalfont St Peter	750
65	C	Derek Gregory	Porsche 924S	2500	Wimbourne	750
66	C	John Reed	Renault Spider	1998	Great Bardfield	750
77	C	Robbie Watts	Renault Spider	2000	Westcliff On Sea	750
88	C	Chris Williams	Morgan +8	4500	Buckhurst Hill	750



KEL

Kelsport/Lotus Club Roadsports Championship

1st	135	C	Keith Ahlers	4th	83	B	Stephen Oliver
2nd	95	A	Howard Jones	5th	76	B	Dean Lanzante
3rd	89	C	Mal Davison	6th	53	A	Rob Moody

The Roadsports Championship, sponsored in 2001 by **KELSport** and **Club Lotus** is the most varied and competitive sports car category in the country, attracting cars from five decades, over ten different manufacturers and has in excess of 110 eligible models of sports cars currently listed. With carefully chosen class structures to ensure close competition for everyone, even cars from one-make series will find a place with more interesting competition. **KELSport** is the racing side of long-term Lotus dealers Kelvedon Motors of Spalding, Lincolnshire, run by Lotus 'guru' Pat Thomas who races an Exige in this year's championship.

Race 18**grg.com****8 Laps**

kitcar championship

No	CLS	DRIVER	CAR DETAILS	CCS	HOMETOWN	CLUB
4	B	Jonathan White	Sylva Striker	1640	Trowbridge	750
5	C	Nigel Brown	Leader 400	1800	Great Barr	750
7	C	Jonathan Edwards	Westfield SE	1800	Studley	750
11	C	Andrew Owen	Sylva Phoenix	1800	Welwyn Garden City	750
15	C	Simon Childs	Sylva Phoenix	1800	Nether Heyford	750
17	C	Dave Devine	Sylva Phoenix	1800	Ashington	750
20	C	Robert Putnam	Procomp LA Gold	1800	Warley	750
25	C	Jonathan Barnett	Sylva Phoenix	1800	Putney	750
31	C	Richard Daw	Procomp LA Gold	1800	Preston Bissett	750
41	C	Steve Owen	Sylva Clubman	1800	Ripponden	750
45	C	Brian Dean	Sylva Striker Mk2	1800	Leicester	750
53	C	Andrew Hiley	Locost	1800	Golcar	750
72	C	Lesley Hudson	Sylva Phoenix	1800	Litchborough	750
73	B	David Smith	Sylva Phoenix	1600	Cottingham	750
90	C	Tony Southgate	Sylva Phoenix	1800	Rothersthorpe	750
99	C	Edward Hasler	Westfield SEIW	1800	London	750

grg.com Kit Car Championship							
1st	97	C	Jonathan Edwards	4th	64	A	Matthew Lewis
2nd	88	A	Andy Sterling	5th	62	A	Mark Owen
3rd	82	C	Andrew Owen	6th	59	C	Simon Childs

The Kit Car Championship, sponsored by The Grass Roots Group PLC, is for road legal front-engined Kit Cars. The engine regulations allow considerable freedom whilst there are limitations on the design of rear suspension and transmission. There are three classes, A - up to 1660cc, B - 1661 to 3500cc and class C - 1800 Ford Zetec.

Race 20

8 Laps

750 MC Formula 4 Championship

No	CLS	DRIVER	CAR DETAILS	CCS	HOMETOWN	CLUB
3	A	Erwin Smiech	Reynard SF86	1600	Lincoln	750
6	D	John Moore	Forest MOT VD95	1800	Sandhurst	750
8	D	John Miller	Van Diemen RF97	1800	Bourne	750
11	D	Chris Kite	Ray 98Z	1800	Bracknell	750
12	A	John Woodward	Delta	1600	Stratton Audley	750
17	A	Ray Gardner	Van Diemen RF86	1600	Sible Hedingham	750
21	A	Andy Schulz	Chevron B67	1600	Milton Keynes	750
26	D	Barry Pomfret	Van Diemen RF98	1800	Bletchley	750
27	D	David Blyth	Van Diemen RF97	1800	Wavendon Gate	750
29	B	Andrew Leviston	Van Diemen RF82	2000	Ipswich	750
40	A	David Longstaff	Ray 89F	1600	Misterton	750
42	D	David Fricker	Van Diemen RF97	1800	Droylesden	750
43	B	John Roberts	Van Diemen RF82	2000	Harrogate	750
44	A	Clive Yorath	Magnum	1600	Cheltenham	750
46	D	Andy Clarke	Vector M697	1800	Milton Keynes	750
48	B	Paul Rider	Royale RP30	2000	Burnham On Crouch	750
67	D	Simon Kinsey	Van Diemen RF97	1800	Holmes Chapel	750
69	D	Carsten Meurer	Van Diemen RF97	1800	Heiligenhaus	750
71	A	Jack Sergison	Highlander	1600	Doncaster	750
80	A	Peter Monk	Lotus FVL	1600	Woodbridge	750
91	A	David Healey	Delta T92	1600	Norton	750
96	D	Dale Crawford	Van Diemen RF97	1800	Osnabruck	750

750 Motor Club Formula 4 Championship

1st	224	A	Andy Schulz	4th	193	D	David Fricker
2nd	203	A	Erwin Smiech	5th	188	A	Ray Gardner
3rd	193	D	Barry Pomfret	6th	146	A	David Longstaff

The 750 Motor Club Formula 4 Championship provides the technical sophistication of slicks and wings in an affordable single seater championship. Class A allows any design of chassis and caters for the designer/constructor as well as for cars converted from F3, FFord, FF2000 and Formula Renault; all must use the 1600 CVH Ford engine. Class B is for FF2000 cars built prior to October 1983, class C for pre Dec '80, running to the former FF2000 regulations and Class D, sees pre 1999 Formula Ford Zetec cars.

CADWELL PARK CIRCUIT

Old Manor House, Louth, Lincolnshire. LN11 9SE.

Tel: 01507 343248 Fax: 01507 343519

Central Booking Office: 0990 125 250

Full Circuit Length: 2.170 miles (3.49 kms)

Club Circuit Length: 1.476 miles (2.375 kms)

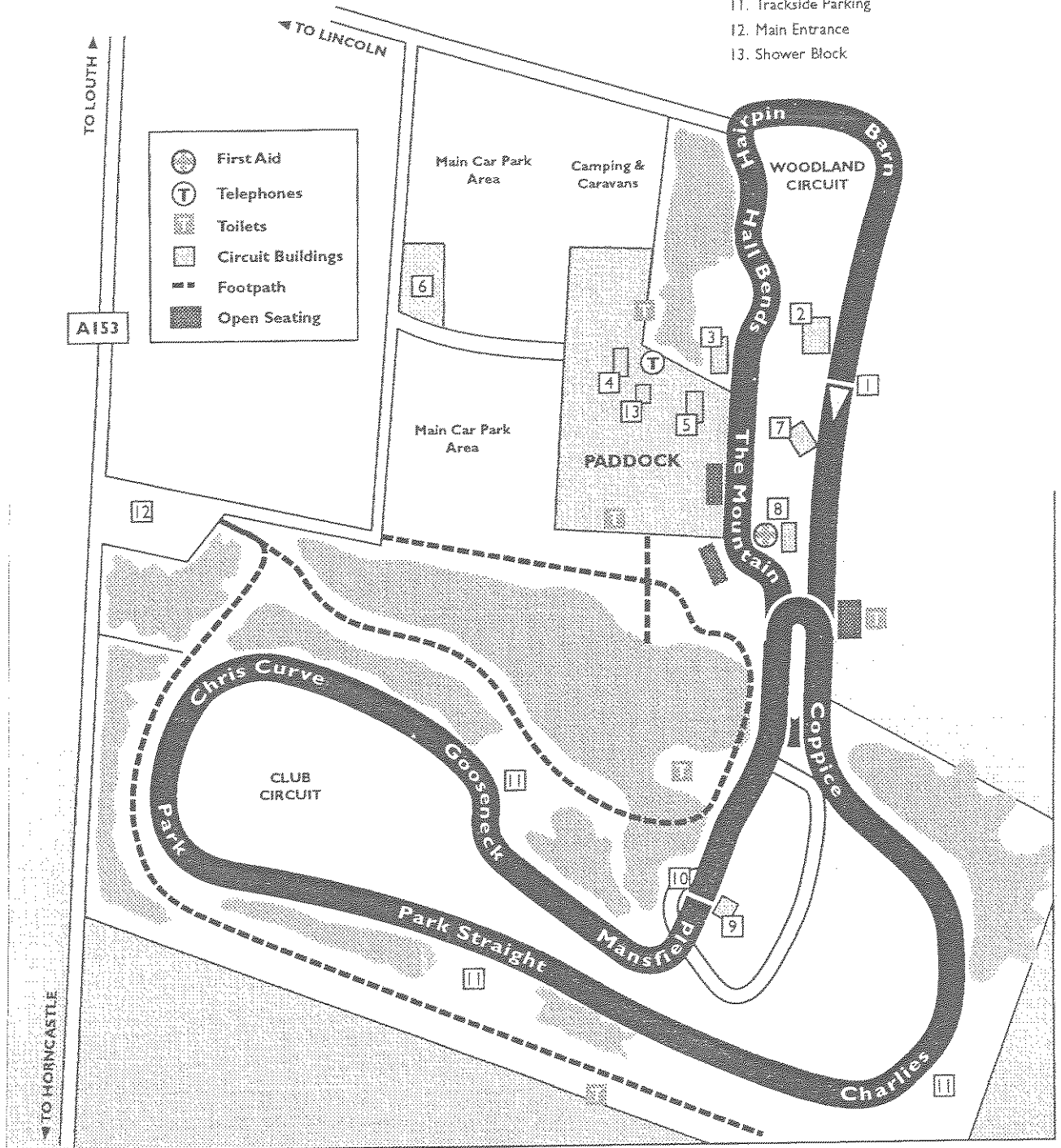
Woodlands Circuit Length: 0.849 miles (1.366 kms)

OUTRIGHT LAP RECORD:

Enrique Mansilla (F3) 1m 23.4s 93.57 mph 20.6.82

KEY:

1. Start / Finish Line - Full Circuit
2. Circuit Offices / Administration
3. YAMAHA Clubhouse
4. Petrol
5. Scrutineering
6. YAMAHA Bike Park
7. Control Tower
8. Medical Centre
9. Club Circuit timing box
10. Start / Finish Line - Club Circuit
11. Trackside Parking
12. Main Entrance
13. Shower Block



750 Motor Club Formula Vee Provisional Results Race 1

POS	NO	CL	NAME	NAT	ENTRY	TIME	LAPS	GAP	MPH	BEST
1	6		Guy BELLINGHAM		Scarab Mk2	13:42.812	8		76.05	1:39.498
2	9		Simon READMAN		Spyder	13:43.062	8	0.250	76.03	1:40.966
3	51		Alistair HESLOP		Scarab Mk4	13:43.625	8	0.813	75.98	1:40.754
4	65		Michael FENWICK		Leystone JH002	13:46.571	8	3.759	75.71	1:41.299
5	49		Ian RABY ✓		Hawke DL	13:47.711	8	4.899	75.60	1:41.576
6	48		John BOWLES		Ray 87	13:52.085	8	9.273	75.21	1:42.131
7	47		William REDMAN		Jucee AHS Leystone	13:53.896	8	11.084	75.04	1:42.224
8	91		Ian BUXTON		Leystone	14:03.200	8	20.388	74.22	1:42.257
9	35		Michael JENVEY		Scarab	14:05.593	8	22.781	74.01	1:43.811
10	58		Philip HAYDON		Scarab Mk2	14:16.190	8	33.378	73.09	1:44.106
11	54		Ian FULLER		Rossallini FV931	14:16.851	8	34.039	73.03	1:44.872
12	61		Ed MERCER		Sheane	14:29.223	8	46.411	71.99	1:46.922
13	20		Derek WILLETTS		Falcon Mk2	14:29.663	8	46.851	71.96	1:46.231
14	80		Peter CANN		Predator	14:44.041	8	1:01.229	70.79	1:47.192
15	60		Bob HIGGINS		Sheane	14:59.550	8	1:16.738	69.57	1:49.328
16	33		Lee LEVETT		Sheane	15:27.821	8	1:45.009	67.45	1:50.570
17	50		James CONYERS		Conyers V1	15:29.875	8	1:47.063	67.30	1:52.156
18	70		Nicholas BROWN		Sheane 94	15:45.753	7	1 LAP	57.90	2:06.210

FASTEST LAP

6	Guy BELLINGHAM	Scarab Mk2	1:39.498	7	78.62mph	126.53kph
---	----------------	------------	----------	---	----------	-----------

Non-starter: 22
Weather/Track: Bright/Dry

MST sports timing

Cadwell Park
Circuit Length = 2.1730 miles.
Start: 13:48

Clerk of Course:

Stewards:

Timekeeper:

H. D. Wooller 14.30

www.mstworld.com

Issued - 14:03 Saturday, 01 September 2001

Goldarts 7s
Provisional Results Race 2

POS	NO	CL	NAME	NAT	ENTRY	TIME	LAPS	GAP	MPH	BEST
1	88	A	Richard INCE		Caterham Superlight	13:20.355	8		78.19	1:38.285
2	49	A	Ian WALE		Caterham Super 7	13:41.600	8	21.245	76.17	1:41.397
3	84	A	Simon LANYON		Caterham Super 7	13:41.897	8	21.542	76.14	1:40.906
4	65	B	Ricky GATLAND		Caterham 7	14:05.282	8	44.927	74.03	1:42.853
5	42	C	John BENFIELD		Caterham 7	14:10.749	8	50.394	73.56	1:44.226
6	7	C	Ashley CROFT		Caterham 7	14:12.313	8	51.958	73.42	1:43.824
7	98	B	Tim LAMB		Caterham 7	14:42.240	8	1:21.885	70.93	1:48.293
8	48	B	Gerald SIMPSON		Caterham Supersprint	15:01.719	8	1:41.364	69.40	1:49.889
9	40	C	Mark GEACH		Caterham 7	15:10.211	8	1:49.856	68.75	1:51.661
10	29	C	Ken BAIRD		Caterham 7	13:25.612	7	1 LAP	67.97	1:51.889
11	32	B	Terry CLARK		Caterham 7	13:30.186	7	1 LAP	67.58	1:48.442
12	41	C	Ken PENDLEBURY		Caterham 7	13:32.438	7	1 LAP	67.40	1:51.659
13	25	A	Peter LAWRENCE		Caterham Superlight	13:22.655	5	3 LAPS	48.73	1:41.376

FASTEST LAP

88	A	Richard INCE	Caterham Superlight	1:38.285	2	79.59mph	128.09kph
65	B	Ricky GATLAND	Caterham 7	1:42.853	2	76.05mph	122.40kph
7	C	Ashley CROFT	Caterham 7	1:43.824	7	75.34mph	121.25kph

Non-starters: 5 & 46
 Weather/Track: Sunny/Dry

LAP RECORD CLASS A

MST sports timing

Cadwell Park
 Circuit Length = 2.1730 miles.
 Start: 14:09

Clerk of Course:

Stewards:

Timekeeper:

 14.09
 www.mstworld.com

15.28

750 Motor Club Locost Provisional Results Race 3

POS	NO	CL	NAME	NAT	ENTRY	TIME	LAPS	GAP	MPH	BEST
1	7		Adam WILKINSON		Locost	15:40.026	8		66.57	1:53.720
2	73		Ged SIDNELL		Locost	15:46.279	8	6.253	66.13	1:55.676
3	87		Alan YEARLEY		Locost	15:59.893	8	19.867	65.19	1:58.079
4	51		Helen SAUNDERS		Locost	16:11.505	8	31.479	64.41	1:58.765
5	55		Rodney GILDERSLEEVEES		Locost	16:18.926	8	38.900	63.93	1:58.626
6	13		Chris JAMES		Locost	16:21.447	8	41.421	63.76	1:57.584
7	21		Mark BENTON		Locost	16:33.202	8	53.176	63.01	2:00.998
8	14		Ian COLLINS		Locost	16:43.476	8	1:03.450	62.36	2:00.900
9	49		Mark CRANKSHAW		Locost	16:55.098	8	1:15.072	61.65	1:59.481
10	68		Tom BALLENTYNE		Locost	16:57.673	8	1:17.647	61.49	2:01.246
11	23		Janet SHERRY		Locost	17:02.995	8	1:22.969	61.17	2:02.871
12	32		Derek LINLEY		Locost	17:03.481	8	1:23.455	61.14	2:02.642
13	69		John BALLENTYNE		Locost	17:10.411	8	1:30.385	60.73	2:03.614
14	22		Ivan THOMAS		Locost	17:12.043	8	1:32.017	60.63	2:04.878
15	81		Kevin BROUGHTON		Locost	17:13.734	8	1:33.708	60.54	2:04.950
16	50		James DAVIES		Locost	17:40.159	8	2:00.133	59.03	2:05.791
17	48		Ian McLAUGHLIN		Locost	15:43.564	7	1 LAP	58.03	2:07.061

NOT CLASSIFIED

37		Kevin LUCAS	Locost	12:26.383	6	D.N.F.	62.88	1:59.835
24		Gordon DOBSON	Locost	2:12.839	1	D.N.F.	58.88	2:12.839

FASTEST LAP

7		Adam WILKINSON	Locost	1:53.720	5	68.79mph	110.70kph
---	--	----------------	--------	----------	---	----------	-----------


M.D. 

15-26

ESTABLISHES LAP RECORD
Weather/Track: Sunny/Dry

MST sports timing

www.mstworld.com


Cadwell Park
Circuit Length = 2.1730 miles.
Start: 14:29

Issued - 14:47 Saturday, 01 September 2001

750 Motor Club Formula Vee Provisional Results Race 4

POS	NO	CL	NAME	NAT	ENTRY	TIME	LAPS	GAP	MPH	BEST
1	1		Jeremy CLARK		GAC 01	13:15.003	8		78.72	1:38.011
2	34		David HALL		SLS Group Sheane	13:15.674	8	0.671	78.65	1:37.406
3	2		Trevor WELSH		Leystone 2001	13:15.801	8	0.798	78.64	1:37.865
4	45		Bill BURNETT		Sheane	13:26.552	8	11.549	77.59	1:39.315
5	59		Bill STENNING		Spyder	13:30.934	8	15.931	77.17	1:39.332
6	37		Paul MITSON		Sheane	13:31.183	8	16.180	77.15	1:39.159
7	29		Stephen KERSHAW		Leystone JH003	13:40.059	8	25.056	76.31	1:40.504
8	24		Alan ROBINSON		Leystone AHS	13:44.736	8	29.733	75.88	1:40.836
9	28		Patrick SHERRINGTON		Scarab Mk2	13:48.637	8	33.634	75.52	1:38.219
10	91		Ian BUXTON		Leystone	13:49.820	8	34.817	75.41	1:40.676
11	6		Guy BELLINGHAM		Scarab Mk2	13:53.310	8	38.307	75.10	1:40.239
12	49		Ian RABY		Hawke DL	13:53.533	8	38.530	75.08	1:41.144
13	87		Mike PASCALL		Sheane 2000	13:54.206	8	39.203	75.02	1:41.003
14	57		Neil CHILLEYSTONE		Scarab Mk2	13:55.100	8	40.097	74.94	1:40.320
15	39		Lee ROUILLIER		Leystone	13:59.639	8	44.636	74.53	1:41.477
16	65		Michael FENWICK		Leystone JH002	13:59.908	8	44.905	74.51	1:42.912
17	47		William REDMAN		Jucee AHS Leystone	14:07.030	8	52.027	73.88	1:40.865
18	48		John BOWLES		Ray 87	14:12.856	8	57.853	73.38	1:43.095
19	51		Alistair HESLOP		Scarab Mk4	14:20.251	8	1:05.248	72.74	1:41.399

NOT CLASSIFIED

27		Nik BAATZ		Sheane GAC	10:20.765	6	D.N.F.	75.61	1:41.127
98		Fergus DALTON		Sheane	8:46.273	5	D.N.F.	74.32	1:40.460
5		Jon RANDALL		Kaimann	6:58.488	4	D.N.F.	74.77	1:41.406
9		Simon READMAN		Spyder	3:33.735	2	D.N.F.	73.20	1:41.152
18		Ivan CASEY		Leystone JH003		0	D.N.F.	N/A	

FASTEST LAP

34		David HALL		SLS Group Sheane	1:37.406	6	80.31mph	129.24kph	
----	--	------------	--	------------------	----------	---	----------	-----------	--

NEW LAP RECORD
Weather/Track: Bright/Dry

MST sports timing

Cadwell Park
Circuit Length = 2.1730 miles.
Start: 14:58

Clerk of Course:

[Signature] 1601

Stewards:


Timekeeper:

**750 Motor Club Roadgoing Bike Engine Series
Provisional Results Race 5**

POS	NO	CL	NAME	NAT	ENTRY	TIME	LAPS	GAP	MPH	BEST
1	18	A	Graham HILL		Westfield Megabird	13:54.586	8		74.98	1:42.171
2	72	B	Lee HARASYN		Caterham Fireblade	14:06.164	8		73.96	1:42.951
3	4	B	Peter HURST		Locoblade	14:06.973	8	0.809	73.88	1:43.283
4	7	B	Tim HARMER		Genesis	14:07.558	8	1.394	73.83	1:43.428
5	5	B	Matthew ROSE		Westfield Blade	14:22.213	8	16.049	72.58	1:41.722
6	9	A	Jonathan WRIGHT		Westfield Megabusa	14:26.306	8	20.142	72.24	1:41.689
7	41	B	John STEWART		Stuart Taylor Locob	15:30.964	8	1:24.800	67.22	1:54.541
8	35	B	Alistair MASSARELLA		Fisher Fury	13:37.230	6	2 LAPS	57.43	1:51.495
NOT CLASSIFIED										
24	B	Martin BROOKS		Westfield Megablade	8:30.594	5	D.N.F.	76.60	1:39.118	
37	A	Andrew HUXTABLE		Westfield Megabird	1:51.479	1	D.N.F.	70.17	1:51.479	
FASTEST LAP										
24	B	Martin BROOKS		Westfield Megablade	1:39.118	4	78.92mph	127.01kph		
9	A	Jonathan WRIGHT		Westfield Megabusa	1:41.689	4	76.92mph	123.80kph		

Excluded for technical infringements: 3, 6, 11 & 77. Excluded for driving standards: 77
 Non-starter: 22 ESTABLISH NEW LAP RECORDS Weather/Track: Sunny/Dry
 MST sports timing

Cadwell Park
 Circuit Length = 2.1730 miles.
 Start: 15:38

Clerk of Course:  17:35

Stewards:

Timekeeper: 

750 Motor Club Locost Provisional Results Race 6

POS	NO	CL	NAME	NAT	ENTRY	TIME	LAPS	GAP	MPH	BEST
1	53		Mike SAUNDERS		Locost	15:09.866	8		68.78	1:51.230
2	36		Darryl BECKWITH		Locost	15:12.460	8	2.594	68.58	1:51.350
3	8		Darren BANKS		Locost	15:14.823	8	4.957	68.40	1:51.925
4	96		Tim GRAY		Locost	15:16.730	8	6.864	68.26	1:51.719
5	28		Alex EACOCK		Locost	15:18.266	8	8.400	68.15	1:52.151
6	41		Brett TOWNSEND		Locost	15:22.433	8	12.567	67.84	1:52.164
7	9		Malcolm MITTON		Locost	15:24.674	8	14.808	67.68	1:52.883
8	38		Steve KIMBER		Locost	15:24.893	8	15.027	67.66	1:52.540
9	35		Royce GREY		Locost	15:33.307	8	23.441	67.05	1:52.850
10	12		Andrew CRAPNELL		Locost	15:36.687	8	26.821	66.81	1:54.437
11	26		Danny CASSAR		Locost	15:49.675	8	39.809	65.89	1:55.432
12	72		James GRANTHAM		Locost	15:50.145	8	40.279	65.86	1:55.678
13	40		William ROUILLIER		Locost	15:52.996	8	43.130	65.66	1:56.240
14	27		Alex HUGHES		Locost	15:58.542	8	48.676	65.28	1:56.929
15	25		Dominic O'DONNELL		Locost	15:58.663	8	48.797	65.28	1:56.153
16	11		Paul CRANKSHAW		Locost	16:20.446	8	1:10.580	63.83	1:57.429
17	19		Erik FAIRBAIRN		Locost	16:20.682	8	1:10.816	63.81	1:56.924

NOT CLASSIFIED

90		Lee ROUILLIER	Locost	11:37.983	6	D.N.F.	67.24	1:51.898
44		William MITCHAM	Locost	9:29.827	5	D.N.F.	68.64	1:51.033
39		Colin BECKWITH	Locost	8:11.950	4	D.N.F.	63.60	1:57.848
29		John SUCKLING	Locost	5:59.258	3	D.N.F.	65.32	1:54.194

FASTEST LAP

44		William MITCHAM	Locost	1:51.033	5	70.45mph	113.38kph
----	--	-----------------	--------	----------	---	----------	-----------

Non-starter: 15 NEW LAP RECORD
Weather/Track: Bright/Dry

MST sports timing

Cadwell Park
Circuit Length = 2.1730 miles.
Start: 16:01

Clerk of Course:

 1703

Stewards:

Timekeeper:



750 Motor Club Locost Provisional Results Race 6

POS	NO	CL	NAME	NAT	ENTRY	TIME	LAPS	GAP	MPH	BEST
1	53		Mike SAUNDERS		Locost	15:09.866	8		68.78	1:51.230
2	36		Darryl BECKWITH		Locost	15:12.460	8	2.594	68.58	1:51.350
3	8		Darren BANKS		Locost	15:14.823	8	4.957	68.40	1:51.925
4	96		Tim GRAY		Locost	15:16.730	8	6.864	68.26	1:51.719
5	28		Alex EACOCK		Locost	15:18.266	8	8.400	68.15	1:52.151
6	41		Brett TOWNSEND		Locost	15:22.433	8	12.567	67.84	1:52.164
7	9		Malcolm MITTON		Locost	15:24.674	8	14.808	67.68	1:52.883
8	38		Steve KIMBER		Locost	15:24.893	8	15.027	67.66	1:52.540
9	35		Royce GREY		Locost	15:33.307	8	23.441	67.05	1:52.850
10	12		Andrew CRAPNELL		Locost	15:36.687	8	26.821	66.81	1:54.437
11	26		Danny CASSAR		Locost	15:49.675	8	39.809	65.89	1:55.432
12	72		James GRANTHAM		Locost	15:50.145	8	40.279	65.86	1:55.678
13	40		William ROUILLIER		Locost	15:52.996	8	43.130	65.66	1:56.240
14	27		Alex HUGHES		Locost	15:58.542	8	48.676	65.28	1:56.929
15	25		Dominic O'DONNELL		Locost	15:58.663	8	48.797	65.28	1:56.153
16	11		Paul CRANKSHAW		Locost	16:20.446	8	1:10.580	63.83	1:57.429
17	19		Erik FAIRBAIRN		Locost	16:20.682	8	1:10.816	63.81	1:56.924

NOT CLASSIFIED

90		Lee ROUILLIER	Locost	11:37.983	6	D.N.F.	67.24	1:51.898
44		William MITCHAM	Locost	9:29.827	5	D.N.F.	68.64	1:51.033
39		Colin BECKWITH	Locost	8:11.950	4	D.N.F.	63.60	1:57.848
29		John SUCKLING	Locost	5:59.258	3	D.N.F.	65.32	1:54.194

FASTEST LAP

44		William MITCHAM	Locost	1:51.033	5	70.45mph	113.38kph
----	--	-----------------	--------	----------	---	----------	-----------

Non-starter: 15
Weather/Track: Bright/Dry

NEW LAP RECORD

MST sports timing

Cadwell Park
Circuit Length = 2.1730 miles.
Start: 16:01

Clerk of Course:

Stewards

Timekeeper

**Formel V Cup
Provisional Results Race 7**

POS	NO	CL	NAME	NAT	ENTRY	TIME	LAPS	GAP	MPH	BEST
1	63		Martyn DONN		Scarab Euro 1	12:58.966	8		80.34	1:35.761
2	2		Trevor WELSH		Leastone 2001	13:19.852	8	20.886	78.24	1:38.703
3	28		Patrick SHERRINGTON		Scarab Mk2	13:19.932	8	20.966	78.23	1:38.590
4	44		Matthias LUTZ		Mega V3	13:41.277	8	42.311	76.20	1:39.990
5	59		Bill STENNING		Spyder	13:43.425	8	44.459	76.00	1:40.033
6	5		Jon RANDALL		Kaimann	13:43.776	8	44.810	75.97	1:40.036
7	6		Guy BELLINGHAM		Scarab Mk2	13:44.473	8	45.507	75.90	1:38.715
8	45		Joachim LUTZ		Mega ZA1	13:45.537	8	46.571	75.80	1:40.448
9	50		Gordon WEIR		DRM Mk1	13:47.965	8	48.999	75.58	1:40.939
10	43		Marcus SCHREIBER		Mega	13:47.975	8	49.009	75.58	1:39.592
11	41		Erwin GASSER		Mega V3L	13:53.508	8	54.542	75.08	1:40.045
12	91		Ian BUXTON		Leastone	13:55.510	8	56.544	74.90	1:41.101
13	69		Andy STORER		Scarab RSS	13:57.139	8	58.173	74.75	1:41.146
14	48		John BOWLES		Ray 87	13:57.907	8	58.941	74.68	1:42.766
15	42		Manfred BENNINGER		Mega V3	13:59.236	8	1:00.270	74.57	1:41.124

FASTEST LAP

63	Martyn DONN	Scarab Euro 1	1:35.761	7	81.69mph	131.46kph
----	-------------	---------------	----------	---	----------	-----------

ESTABLISHES LAP RECORD
Weather/Track: Bright/Dry

MST sports timing

Cadwell Park
Circuit Length = 2.1730 miles.
Start: 16:34

Clerk of Course:

Stewards:

Timekeeper:

Demon Tweeks/Yokohama/CCC Hot Hatch Provisional Results Race 8

POS	NO	CL	NAME	NAT	ENTRY	TIME	LAPS	GAP	MPH	BEST
1	82	B	Guy FOULGER		Citroen Saxo VTR	10:45.224	6		72.74	1:45.904
2	50	B	John HAMMERSLEY		Peugeot 205 GTi	10:45.758	6	0.534	72.68	1:45.956
3	15	C	Darren BLUMSON		Vauxhall Astra GTE	10:55.717	6	10.493	71.58	1:47.289
4	22	B	Andy FELLS		Ford Fiesta XR2	11:01.032	6	15.808	71.00	1:48.084
5	43	B	Martin RUTHERFORD		Ford Fiesta XR2	11:04.591	6	19.367	70.62	1:48.359
6	88	A	Steve POLLEY		Toyota Starlet	11:04.661	6	19.437	70.61	1:47.139
7	44	A	Marc GLIDDON		Rover Metro GTi	11:05.975	6	20.751	70.47	1:47.703
8	6	A	Mark CUNNINGHAM		Citroen AX GT	11:07.138	6	21.914	70.35	1:48.629
9	31	B	Lewis WILLIAMS		Ford Fiesta XR2	11:07.358	6	22.134	70.33	1:47.995
10	32	B	Adrian LOWES		Ford Escort XR3	11:08.131	6	22.907	70.25	1:48.005
11	41	B	Barrie CULLEY		Ford Fiesta XR2	11:08.714	6	23.490	70.19	1:48.022
12	84	A	Mark BUSH		Rover Metro GTi	11:09.669	6	24.445	70.09	1:48.091
13	66	B	Steve TREEN		Ford Fiesta XR2	11:20.958	6	35.734	68.92	1:50.107
14	33	B	Richard KINGSNORTH		Peugeot 205 GTi	11:44.470	6	59.246	66.62	1:52.556
15	52	A	John WAPLES		Citroen AX GT	11:46.896	6	1:01.672	66.39	1:54.045
16	55	C	Steve HORNER		Ford Fiesta RS 1800	11:47.644	6	1:02.420	66.32	1:54.065
17	60	A	Lee REYNOLDS		Citroen AX GTi	11:56.639	6	1:11.415	65.49	1:51.712

NOT CLASSIFIED

23	B	Stephen WOOD	Peugeot 205 GTi	10:03.955	5	D.N.F.	64.76	1:55.648
21	B	Glyn CARTWRIGHT	Ford Fiesta XR2	7:40.356	4	D.N.F.	67.97	1:50.849
51	B	Simon HILL	Peugeot 205 GTi	1:53.588	1	D.N.F.	68.87	1:53.588

FASTEST LAP

82	B	Guy FOULGER	Citroen Saxo VTR	1:45.904	6	73.86mph	118.87kph
88	A	Steve POLLEY	Toyota Starlet	1:47.139	6	73.01mph	117.50kph
15	C	Darren BLUMSON	Vauxhall Astra GTE	1:47.289	4	72.91mph	117.34kph

750 Motor Club 750 Trophy Provisional Results Race 9

POS	NO	CL	NAME	NAT	ENTRY	TIME	LAPS	GAP	MPH	BEST
1	7	C	Don RAWSON		Rawson Special	12:01.519	6		65.05	1:57.022
2	6	C	Roger WINDLEY		Genie	12:01.777	6	0.258	65.03	1:56.464
3	1	C	Roger ROWE		RWR	12:02.406	6	0.887	64.97	1:56.991
4	42	C	Richard REEVE		Lotus Mk6	12:03.163	6	1.644	64.90	1:56.554
5	68	C	Pete BIRCH		JGS III	12:08.479	6	6.960	64.43	1:58.179
6	12	C	Colin WILLMOTT		DNC	12:26.789	6	25.270	62.85	1:56.308
7	9	C	Ian ALLEN		U.C.E	13:29.723	6	1:28.204	57.96	2:06.829
8	2	A	Mark ROPER		Austin 7 Sports	13:32.304	6	1:30.785	57.78	2:13.508
9	13	B	Graham CHAMBERS		A7 Ulster	13:33.658	6	1:32.139	57.68	2:12.406
10	71	C	Phil EVANS		Time 3B	14:14.796	6	2:13.277	54.91	2:18.610
11	4	B	Terry BROWN		?	13:02.208	5	1 LAP	50.00	2:28.065

NOT CLASSIFIED

11	C	John MARSHALL		Lotus Mk6	8:43.382	4	D.N.F.	59.78	2:07.453
33	D	Kerry HORAN		Vincent Trenberth	6:32.499	3	D.N.F.	59.79	2:06.297
10	B	Nick HAYWARD-COOK		A7 Monoposto	6:50.380	3	D.N.F.	57.18	2:12.062
44	C	Nick WINDLEY		Reon Trophy	7:45.024	3	D.N.F.	50.46	2:15.018
5	B	Derek JONES		Speedex 750 Special	5:57.475	2	D.N.F.	43.76	2:56.994

FASTEST LAP

12	C	Colin WILLMOTT		DNC	1:56.308	5	67.25mph	108.24kph
33	D	Kerry HORAN		Vincent Trenberth	2:06.297	2	61.94mph	99.68kph
10	B	Nick HAYWARD-COOK		A7 Monoposto	2:12.062	3	59.23mph	95.33kph
2	A	Mark ROPER		Austin 7 Sports	2:13.508	2	58.59mph	94.29kph

Non-starter: 26 ESTABLISH NEW LAP RECORDS
Weather/Track: Sunny/Dry

Cadwell Park
Circuit Length = 2.1730 miles.
Start: 17:14

MST sports timing

Clerk of Course:

[Signature] 17.40

Stewards:

Timekeeper:

[Signature]

12-50

Demon Tweeks/Yokohama/CCC Hot Hatch Provisional Results Race 10

POS	NO	CL	NAME	NAT	ENTRY	TIME	LAPS	GAP	MPH	BEST
1	50	B	John HAMMERSLEY		Peugeot 205 GTi	14:30.237	8		71.91	1:47.045
2	82	B	Guy FOULGER		Citroen Saxo VTR	14:30.465	8	0.228	71.89	1:46.783
3	15	C	Darren BLUMSON		Vauxhall Astra GTE	14:30.770	8	0.533	71.87	1:46.703
4	51	B	Simon HILL		Peugeot 205 GTi	14:31.833	8	1.596	71.78	1:45.428
5	88	A	Steve POLLEY		Toyota Starlet	14:34.711	8	4.474	71.54	1:46.561
6	32	B	Adrian LOWES		Ford Escort XR3	14:47.166	8	16.929	70.54	1:47.940
7	6	A	Mark CUNNINGHAM		Citroen AX GT	14:49.660	8	19.423	70.34	1:48.377
8	31	B	Lewis WILLIAMS		Ford Fiesta XR2	14:50.480	8	20.243	70.27	1:48.444
9	43	B	Martin RUTHERFORD		Ford Fiesta XR2	14:51.878	8	21.641	70.16	1:48.099
10	41	B	Barrie CULLEY		Ford Fiesta XR2	14:52.065	8	21.828	70.15	1:48.372
11	44	A	Marc GLIDDON		Rover Metro GTi	14:53.026	8	22.789	70.07	1:48.313
12	21	B	Glyn CARTWRIGHT		Ford Fiesta XR2	15:00.226	8	29.989	69.51	1:49.674
13	55	C	Steve HORNER		Ford Fiesta RS 1800	15:14.471	8	44.234	68.43	1:51.732
14	52	A	John WAPLES		Citroen AX GT	15:27.831	8	57.594	67.45	1:53.513
15	66	B	Steve TREEN		Ford Fiesta XR2	15:15.074	7	1 LAP	59.84	1:50.007

NOT CLASSIFIED

23	B	Stephen WOOD	Peugeot 205 GTi	4:35.342	2	D.N.F.	56.82	2:16.972
33	B	Richard KINGSNORTH	Peugeot 205 GTi	2:06.011	1	D.N.F.	62.08	2:06.011
22	B	Andy FELLO	Ford Fiesta XR2		0	D.N.F.	N/A	

FASTEST LAP

51	B	Simon HILL	Peugeot 205 GTi	1:45.428	6	74.20mph	119.41kph
88	A	Steve POLLEY	Toyota Starlet	1:46.561	8	73.41mph	118.14kph
15	C	Darren BLUMSON	Vauxhall Astra GTE	1:46.703	4	73.31mph	117.98kph

Non-starter: 60 & 84 LAP RECORDS CLASS A, B & C
Weather/Track: Cloudy/Dry

Cadwell Park
Circuit Length = 2.1730 miles.
Start: 12:02 End: 12:17

MST sports timing

Clerk of Course:

[Signature] 12-50

Stewards:

Timekeeper:

750 Motor Club 750 Trophy Provisional Results Race 11

POS	NO	CL	NAME	NAT	ENTRY	TIME	LAPS	GAP	MPH	BEST
1	6	C	Roger WINDLEY		Genie	12:01.002	6		65.09	1:56.172
2	7	C	Don RAWSON		Rawson Special	12:04.157	6	3.155	64.81	1:56.803
3	12	C	Colin WILLMOTT		DNC	12:06.772	6	5.770	64.58	1:57.617
4	42	C	Richard REEVE		Lotus Mk6	12:08.527	6	7.525	64.42	1:58.927
5	68	C	Pete BIRCH		JGS III	12:19.490	6	18.488	63.47	1:59.717
6	44	C	Nick WINDLEY		Reon Trophy	12:49.433	6	48.431	61.00	2:04.031
7	33	D	Kerry HORAN		Vincent Trenberth	13:03.751	6	1:02.749	59.88	2:07.571
8	71	C	Phil EVANS		Time 3B	13:24.855	6	1:23.853	58.31	2:12.066
9	2	A	Mark ROPER		Austin 7 Sports	13:25.754	6	1:24.752	58.25	2:11.746
10	13	B	Graham CHAMBERS		A7 Ulster	13:25.959	6	1:24.957	58.23	2:10.050
11	10	B	Nick HAYWARD-COOK		A7 Monoposto	13:26.330	6	1:25.328	58.21	2:11.188
12	4	B	Terry BROWN		?	12:21.101	5	1 LAP	52.77	2:24.466
13	5	B	Derek JONES		Speedex 750 Special	13:08.101	4	2 LAPS	39.70	3:10.710

NOT CLASSIFIED

1	C	Roger ROWE	RWR		10:15.106	5	D.N.F.	63.58	1:58.995
20	C	Mark WINDLEY	DNC Trophy		6:53.110	3	D.N.F.	56.80	2:08.875

FASTEST LAP

6	C	Roger WINDLEY	Genie		1:56.172	5	67.33mph	108.37kph
33	D	Kerry HORAN	Vincent Trenberth		2:07.571	4	61.32mph	98.68kph
13	B	Graham CHAMBERS	A7 Ulster		2:10.050	3	60.15mph	96.80kph
2	A	Mark ROPER	Austin 7 Sports		2:11.746	5	59.37mph	95.55kph

Non-starters: 9 & 11
Weather/Track: Cloudy/Dry

LAP RECORDS CLASSES A, B & C

MST sports timing

Cadwell Park
Circuit Length = 2.1730 miles.
Start: 12:28

Clerk of Course: 	Stewards: 13.17.1	Timekeeper: 
---	----------------------	--

750 Motor Club Locost Provisional Results Race 12

POS	NO	CL	NAME	NAT	ENTRY	TIME	LAPS	GAP	MPH	BEST
1	87		Alan YEARLEY		Locost	16:02.173	8		65.04	1:57.567
2	51		Helen SAUNDERS		Locost	16:06.081	8	3.908	64.78	1:57.521
3	55		Rodney GILDERSLEEVES		Locost	16:07.536	8	5.363	64.68	1:57.301
4	49		Mark CRANKSHAW		Locost	16:12.434	8	10.261	64.35	1:57.798
5	14		Ian COLLINS		Locost	16:36.799	8	34.626	62.78	2:02.472
6	24		Gordon DOBSON		Locost	16:40.565	8	38.392	62.54	1:59.961
7	21		Mark BENTON		Locost	16:45.719	8	43.546	62.22	2:01.726
8	69		John BALLENTYNE		Locost	16:52.822	8	50.649	61.79	2:02.740
9	23		Janet SHERRY		Locost	16:53.485	8	51.312	61.75	2:03.718
10	22		Ivan THOMAS		Locost	17:00.469	8	58.296	61.32	2:04.336
11	32		Derek LINLEY		Locost	17:01.412	8	59.239	61.27	2:02.463
12	81		Kevin BROUGHTON		Locost	17:07.417	8	1:05.244	60.91	2:03.925
13	50		James DAVIES		Locost	17:22.554	8	1:20.381	60.02	2:03.607
14	48		Ian McLAUGHLIN		Locost	17:23.964	8	1:21.791	59.94	2:06.233
NOT CLASSIFIED										
37			Kevin LUCAS		Locost	12:41.788	6	D.N.F.	61.61	2:03.225
68			Tom BALLENTYNE		Locost		0	D.N.F.	N/A	
FASTEST LAP										
55			Rodney GILDERSLEEVES		Locost	1:57.301	8	66.69mph	107.32kph	

Non-starters: 13 & 39
Weather/Track: Cloudy/Dry

MST sports timing

Cadwell Park
Circuit Length = 2.1730 miles.
Start: 12:48

Clerk of Course:

Stewards:

Timekeeper:

Formula Vee Allcomers Provisional Results Race 13

POS	NO	CL	NAME	NAT	ENTRY	TIME	LAPS	GAP	MPH	BEST
1	44		Matthias LUTZ		Mega V3	15:40.244	8		66.56	1:54.248
2	29		Paul HEAVEY		Leastone JH003	15:41.368	8	1.124	66.48	1:54.722
3	18		Kevin GILLESPIE		Leastone JH0002	15:48.433	8	8.189	65.98	1:52.828
4	58		Philip HAYDON		Scarab Mk2	16:10.078	8	29.834	64.51	1:57.835
5	70		Peter CANN		Sheane 94	16:10.971	8	30.727	64.45	1:55.965
6	6		Guy BELLINGHAM		Scarab Mk2	16:15.954	8	35.710	64.12	1:54.374
7	49		Ian RABY		Hawke DL	16:50.026	8	1:09.782	61.96	2:01.194
8	27		Nik BAATZ		Sheane GAC	18:11.199	8	2:30.955	57.35	1:58.006
NOT CLASSIFIED										
	59		Bill STENNING		Spyder	10:11.743	5	D.N.F.	63.93	1:58.172
	33		Lee LEVETT		Sheane		0	D.N.F.	N/A	
FASTEST LAP										
	18		Kevin GILLESPIE		Leastone JH0002	1:52.828	6	69.33mph		111.58kph

Non-starters: 41, 42 & 45
Weather/Track: Raining/Wet

MST sports timing

Cadwell Park
Circuit Length = 2.1730 miles.
Start: 14:06

Clerk of Course:

Kidwell 14:58

www.mstworld.com

Stewards:

Timekeeper:

[Signature]

15.25

750 Motor Club Locost Provisional Results Race 14

POS	NO	CL	NAME	NAT	ENTRY	TIME	LAPS	GAP	MPH	BEST
1	8		Darren BANKS		Locost	16:51.542	8		61.86	2:03.027
2	44		William MITCHAM		Locost	16:52.713	8	1.171	61.79	2:03.641
3	36		Darryl BECKWITH		Locost	16:55.437	8	3.895	61.63	2:04.603
4	96		Tim GRAY		Locost	16:55.782	8	4.240	61.61	2:04.403
5	90		Lee ROUILLIER		Locost	17:01.366	8	9.824	61.27	2:03.374
6	28		Alex EACOCK		Locost	17:08.838	8	17.296	60.82	2:05.863
7	41		Brett TOWNSEND		Locost	17:23.168	8	31.626	59.99	2:08.107
8	38		Steve KIMBER		Locost	17:23.258	8	31.716	59.98	2:05.870
9	9		Malcolm MITTON		Locost	17:23.945	8	32.403	59.94	2:07.272
10	35		Royce GREY		Locost	17:38.124	8	46.582	59.14	2:07.291
11	12		Andrew CRAPNELL		Locost	17:44.074	8	52.532	58.81	2:09.606
12	40		William ROUILLIER		Locost	17:44.737	8	53.195	58.77	2:10.461
13	7		Adam WILKINSON		Locost	17:45.498	8	53.956	58.73	2:09.999
14	53		Mike SAUNDERS		Locost	17:59.441	8	1:07.899	57.97	2:08.302
15	72		James GRANTHAM		Locost	18:01.505	8	1:09.963	57.86	2:12.843
16	19		Erik FAIRBAIRN		Locost	18:01.611	8	1:10.069	57.86	2:08.163
17	29		John SUCKLING		Locost	18:02.622	8	1:11.080	57.80	2:11.162
18	26		Danny CASSAR		Locost	18:03.388	8	1:11.846	57.76	2:10.225
19	25		Dominic O'DONNELL		Locost	18:23.004	8	1:31.462	56.73	2:11.382
20	11		Paul CRANKSHAW		Locost	18:28.000	8	1:36.458	56.48	2:13.698
21	73		Ged SIDNELL		Locost	17:53.364	7	1 LAP	51.01	2:20.798

NOT CLASSIFIED

27	Alex HUGHES	Locost	2:28.937	1	D.N.F.	52.52	2:28.937
----	-------------	--------	----------	---	--------	-------	----------

FASTEST LAP

8	Darren BANKS	Locost	2:03.027	8	63.58mph	102.33kph
---	--------------	--------	----------	---	----------	-----------

Weather/Track: Raining/Wet

MST sports timing

Cadwell Park
Circuit Length = 2.1730 miles.
Start: 14:34

Clerk of Course:

Stewards:

Timekeeper:

M.D. Wood 15.27

[Signature]

grg.com Kit Cars - Class A Provisional Results Race 15

POS	NO	CL	NAME	NAT	ENTRY	TIME	LAPS	GAP	MPH	BEST
1	60	A	Andy STERLING		Dax Rush	14:44.956	8		70.71	1:47.649
2	77	A	Mark OWEN		Sylva Striker Mk3	14:45.274	8	0.318	70.69	1:45.720
3	37	A	David ROBINSON		Sylva Striker	14:45.505	8	0.549	70.67	1:44.606
4	75	A	Matthew LEWIS		Eldon Roadster	15:07.350	8	22.394	68.97	1:50.297
5	32	A	Peter ROBINSON		Sylva Striker	15:09.263	8	24.307	68.82	1:50.904
6	55	A	Andrew WARD		Sylva Striker	15:10.792	8	25.836	68.71	1:48.986
7	82	A	Dan COMPTON		Sylva Mk2	15:33.889	8	48.933	67.01	1:52.064
8	71	A	Matt JONES		Westfield SE	15:35.065	8	50.109	66.92	1:51.778
9	21	A	Clive TURNER		Autotune Gemini	15:50.337	8	1:05.381	65.85	1:54.366
10	84	A	Christopher BROWN		Westfield SE	15:51.252	8	1:06.296	65.79	1:52.521
11	88	A	Bryan HEALEY		Sylva Phoenix	15:51.617	8	1:06.661	65.76	1:54.263
12	26	A	Peter ROWNEY		Westfield SEi	15:58.120	8	1:13.164	65.31	1:55.238
13	13	A	Paul-Andr BLUNDELL		Westfield SE	15:59.477	8	1:14.521	65.22	1:55.862
14	69	A	Nick CRADDOCK		Sylva Phoenix	16:21.785	8	1:36.829	63.74	1:56.201
15	57	A	Ken MARSH		Dutton Melos	16:22.788	8	1:37.832	63.67	1:56.026
16	51	A	Tony ABSOLOM		Sylva Striker	16:26.393	8	1:41.437	63.44	1:53.775

NOT CLASSIFIED

78	A	Ken LEWINS		Dutton Leggera	12:06.745	6	D.N.F.	64.58	1:56.716
80	A	Peter RAMELLA		Sylva Striker Mk2	8:07.680	4	D.N.F.	64.16	1:56.704
40	A	Mark ALLCOCK		Dutton Melos	6:45.056	3	D.N.F.	57.93	2:08.585
68	A	Matthew STURMER		Sylva Mk4	4:19.574	2	D.N.F.	60.27	2:03.716

FASTEST LAP

37	A	David ROBINSON		Sylva Striker	1:44.606	7	74.78mph	120.35kph
----	---	----------------	--	---------------	----------	---	----------	-----------

Weather/Track: Bright/Drying

MST sports timing

Cadwell Park
Circuit Length = 2.1730 miles.
Start: 15:02

Clerk of Course:

 www.mstworld.com

Stewards:

Timekeeper:

 Issued - 15:18 Sunday, 02 September 2001

Demon Tweeks/Yokohama/CCC Stock Hatch Provisional Results Race 16

POS	NO	CL	NAME	NAT	ENTRY	TIME	LAPS	GAP	MPH	BEST
1	69		Tim HARRADINE		Ford Fiesta XR2	15:37.391	8		66.76	1:55.134
2	63		Pat GROVE		Peugeot 205 GTi	15:38.456	8	1.065	66.68	1:55.303
3	13		James WARNER		Ford Fiesta XR2	15:44.624	8	7.233	66.25	1:56.150
4	79		Gary PARKES		Ford Fiesta XR2	15:49.464	8	12.073	65.91	1:56.752
5	91		Steven GROOM		Peugeot 205 GTi	15:52.922	8	15.531	65.67	1:56.897
6	38		Phillip BECKER		Ford Fiesta XR2i	16:02.755	8	25.364	65.00	1:58.056
7	47		Dave BALDING		Ford Fiesta XR2	16:03.003	8	25.612	64.98	1:58.486
8	72		Clifford PELLIN		Ford Fiesta XR2	16:03.879	8	26.488	64.92	1:58.035
9	66		David ROWE		Rover Metro GTi	16:04.398	8	27.007	64.89	1:58.241
10	35		Andrew THORPE		Ford Fiesta XR2	16:09.664	8	32.273	64.54	1:58.130
11	32		Daniel ADDERLEY		Peugeot 205 GTi	16:09.778	8	32.387	64.53	1:57.874
12	89		Nick JOYCE		Ford Fiesta XR2	16:14.930	8	37.539	64.19	1:58.722
13	55		Tony HEADLAND		Ford Fiesta XR2	16:18.514	8	41.123	63.95	1:58.591
14	88		Ian OAKES		Vauxhall Nova GTE	16:19.005	8	41.614	63.92	1:58.899
15	67		Mark ALDEN		Ford Fiesta XR2	16:20.175	8	42.784	63.84	1:58.270
16	78		Charles COZENS		Peugeot 1.4 XSi	16:31.387	8	53.996	63.12	1:59.235
17	77		Wayne BAILEY		Peugeot 205 GTi	16:35.087	8	57.696	62.89	2:01.779
18	76		Simon HARVEY		Peugeot 205 GTi	17:20.043	8	1:42.652	60.17	1:58.815
19	21		Sarah DYSON		Ford Escort XR3i	17:22.617	8	1:45.226	60.02	2:06.828
20	94		David LEVERTON		Ford Fiesta XR2	16:08.669	7	1 LAP	56.53	2:11.306

NOT CLASSIFIED

74	James FENNELLOW	Ford Fiesta XR2	12:07.605	6	D.N.F.	64.50	1:58.100
58	Martin BOON	Peugeot 205 GTi	4:17.704	2	D.N.F.	60.71	2:01.316
96	Gareth WRIGHT	Ford Fiesta XR2	2:03.789	1	D.N.F.	63.19	2:03.789

FASTEST LAP

69	Tim HARRADINE	Ford Fiesta XR2	1:55.134	5	67.94mph	109.34kph
----	---------------	-----------------	----------	---	----------	-----------

ESTABLISHES NEW LAP RECORD
Weather/Track: Cloudy/Dry

Non-starters: 20, 27, 48 & 84

MST sports timing

Cadwell Park
Circuit Length = 2.1730 miles.
Start: 15:41

Clerk of Course:

Stewards:

Timekeeper:

M D Booth 16.32

www.mstworld.com

Issued - 15:58 Sunday, 02 September 2001

5 pm

KELSport/Club Lotus Roadsports Provisional Results Race 17

POS	NO	CL	NAME	NAT	ENTRY	TIME	LAPS	GAP	MPH	BEST
1	29	C	Keith AHLERS		Morgan +8	14:02.238	8		74.30	1:42.585
2	11	C	Mai DAVISON		Porsche 993	14:19.478	8	17.240	72.81	1:44.721
3	23	B	Stephen OLIVER		Lotus Elise	14:25.120	8	22.882	72.34	1:45.844
4	77	C	Robbie WATTS		Renault Spider	14:43.578	8	41.340	70.82	1:47.572
5	54	A	Paul MORGAN		Ginetta G15	14:46.230	8	43.992	70.61	1:47.844
6	32	A	Howard JONES		Ginetta G4	15:00.234	8	57.996	69.51	1:50.602
7	9	A	Pete RICHARDS		Clan Crusader	15:03.617	8	1:01.379	69.25	1:50.654
8	25	C	Doug ELLWOOD		TVR Griffith	15:04.024	8	1:01.786	69.22	1:48.772
9	88	C	Chris WILLIAMS		Morgan +8	15:46.482	8	1:44.244	66.12	1:46.737
10	22	A	Steve JAY		Clan Crusader	16:05.461	8	2:03.223	64.82	1:55.136
11	65	C	Derek GREGORY		Porsche 924S	14:30.870	7	1 LAP	62.87	2:00.130
12	34	A	John MORGAN		Ginetta G15	14:38.856	7	1 LAP	62.30	2:00.342


FASTEST LAP

29	C	Keith AHLERS	Morgan +8	1:42.585	3	76.25mph	122.72kph
23	B	Stephen OLIVER	Lotus Elise	1:45.844	8	73.90mph	118.94kph
54	A	Paul MORGAN	Ginetta G15	1:47.844	4	72.53mph	116.73kph


Weather/Track: Cloudy/Dry

MST sports timing

Cadwell Park
Circuit Length = 2.1730 miles.
Start: 16:08

Clerk of Course:
 16-56

Stewards:

Timekeeper:


grg.com Kit Cars - Classes B & C
Provisional Results Race 18

POS	NO	CL	NAME	NAT	ENTRY	TIME	LAPS	GAP	MPH	BEST
1	53	C	Andrew HILEY		Locost	13:40.945	8		76.23	1:39.905
2	7	C	Jonathan EDWARDS		Westfield SE	13:40.985	8	0.040	76.22	1:40.173
3	15	C	Simon CHILDS		Sylva Phoenix	13:54.502	8	13.557	74.99	1:41.089
4	25	C	Jonathan BARNETT		Sylva Phoenix	14:03.529	8	22.584	74.19	1:43.050
5	45	C	Brian DEAN		Sylva Striker Mk2	14:03.992	8	23.047	74.15	1:43.131
6	11	C	Andrew OWEN		Sylva Phoenix	14:10.134	8	29.189	73.61	1:40.876
7	72	C	Lesley HUDSON		Sylva Phoenix	14:14.829	8	33.884	73.21	1:44.644
8	31	C	Richard DAW		Procomp LA Gold	14:16.898	8	35.953	73.03	1:44.557
9	17	C	Dave DEVINE		Sylva Phoenix	14:18.458	8	37.513	72.90	1:43.974
10	90	C	Tony SOUTHGATE		Sylva Phoenix	14:19.689	8	38.744	72.79	1:44.692
11	5	C	Nigel BROWN		Leader 400	14:42.773	8	1:01.828	70.89	1:47.614
12	20	C	Robert PUTNAM		Procomp LA Gold	14:57.291	8	1:16.346	69.74	1:49.970
13	73	B	David SMITH		Sylva Phoenix	13:46.351	7	1 LAP	66.26	1:53.946
NOT CLASSIFIED										
4	B	Jonathan WHITE		Sylva Striker	6:55.710	4	D.N.F.	75.27	1:41.052	
41	C	Steve OWEN		Sylva Clubman		0	D.N.F.	N/A		
FASTEST LAP										
53	C	Andrew HILEY		Locost	1:39.905	7	78.30mph	126.01kph		
4	B	Jonathan WHITE		Sylva Striker	1:41.052	3	77.41mph	124.58kph		

LAP RECORDS CLASSES B & C
 Weather/Track: Cloudy/Dry

Non-starter: 99

MST sports timing

Cadwell Park
 Circuit Length = 2.1730 miles.
 Start: 16:32

Clerk of Course:

[Signature] 17.16.

Stewards:

Timekeeper:

[Signature]

Demon Tweeks/Yokohama/CCC Stock Hatch

Provisional Results Race 19

POS	NO	CL	NAME	NAT	ENTRY	TIME	LAPS	GAP	MPH	BEST
1	24		Tony SCARLETT		Peugeot 106 SXi	15:07.555	8		68.95	1:51.434
2	8		Steve GORDON		Peugeot 106 XSi	15:08.202	8	0.647	68.90	1:52.023
3	14		Mark DAVIES		Peugeot 205 GTi	15:10.346	8	2.791	68.74	1:52.106
4	5		Gordon MACMILLAN		Peugeot 205 GTi	15:16.709	8	9.154	68.26	1:52.482
5	11		Sean STANWAY		Ford Fiesta XR2	15:18.182	8	10.627	68.15	1:52.560
6	9		Paul SHEEHAN		Peugeot 205 GTi	15:18.575	8	11.020	68.13	1:52.364
7	15		Darren BLUMSON		Peugeot 205 GTi	15:19.439	8	11.884	68.06	1:52.351
8	25		Pete MORGAN		Ford Fiesta XR2	15:19.817	8	12.262	68.03	1:52.439
9	60		Craig SHEPHERD		Ford Fiesta XR2	15:20.054	8	12.499	68.02	1:52.783
10	10		Glenn STOKES		Peugeot 106	15:21.155	8	13.600	67.93	1:52.912
11	6		Andy BURGESS		Suzuki Swift GTi	15:24.046	8	16.491	67.72	1:52.753
12	36		Tim MARSHALL		Peugeot 205 GTi	15:26.035	8	18.480	67.58	1:52.965
13	82		Alan THORNDYKE		Peugeot 205 GTi	15:33.798	8	26.243	67.01	1:54.289
14	30		Carl TOWNEND		Peugeot 205 GTi	15:35.516	8	27.961	66.89	1:54.429
15	92		Paul McMILLAN		Peugeot 205 GTi	15:36.195	8	28.640	66.84	1:54.209
16	100		Simon SMITH		Ford Fiesta XR2	15:36.576	8	29.021	66.82	1:54.181
17	22		Hilary HOWLETT		Peugeot 106 XSi	15:38.576	8	31.021	66.67	1:53.991
18	19		Matthew LEWIS		Ford Fiesta XR2	15:39.319	8	31.764	66.62	1:53.637
19	65		Terry ROUGHTON		Peugeot 205 GTi	15:41.156	8	33.601	66.49	1:54.131
20	34		Chris BALL		Ford Fiesta XR2	15:41.759	8	34.204	66.45	1:54.090
21	23		Paul TIBBS		Ford Fiesta XR2	15:42.533	8	34.978	66.39	1:54.151

NOT CLASSIFIED

33	Daniel NEIL	Peugeot 205 GTi	11:36.963	6	D.N.F.	67.34	1:52.907
80	Mark HAMMERSLEY	Ford Fiesta XR2	11:48.964	6	D.N.F.	66.20	1:54.160
7	Nick CARTER	Ford Fiesta XR2		0	D.N.F.	N/A	

FASTEST LAP

24	Tony SCARLETT	Peugeot 106 SXi	1:51.434	2	70.20mph	112.97kph
----	---------------	-----------------	----------	---	----------	-----------

NEW LAP RECORD
Weather/Track: Cloudy/Dry

MST sports timing

Cadwell Park
Circuit Length = 2.1730 miles.
Start: 16:53

Clerk of Course:

M. J. [Signature] 17.47.

www.mstworld.com

Stewards:

Timekeeper:

Issued - 17:11 Sunday, 02 September 2001

750 Motor Club Formula 4 Provisional Results Race 20

POS	NO	CL	NAME	NAT	ENTRY	TIME	LAPS	GAP	MPH	BEST
1	21	A	Andy SCHULZ		Chevron B67	12:43.100	8		82.01	1:32.536
2	3	A	Erwin SMIECH		Reynard SF86	12:47.242	8	4.142	81.56	1:32.521
3	67	D	Simon KINSEY		Van Diemen RF97	12:52.502	8	9.402	81.01	1:35.038
4	17	A	Ray GARDNER		Van Diemen RF86	12:52.865	8	9.765	80.97	1:34.530
5	42	D	David FRICKER		Van Diemen RF97	12:53.862	8	10.762	80.87	1:34.659
6	6	D	John MOORE		Forest MOT VD95	12:54.360	8	11.260	80.81	1:34.349
7	99	A	Charles ADRIAN		Van Diemen FR 93	12:56.246	8	13.146	80.62	1:34.003
8	12	A	John WOODWARD		Delta	13:01.980	8	18.880	80.03	1:35.146
9	26	D	Barry POMFRET		Van Diemen RF98	13:16.898	8	33.798	78.53	1:37.430
10	8	D	John MILLER		Van Diemen RF97	13:23.617	8	40.517	77.87	1:37.082
11	40	A	David LONGSTAFF		Ray 89F	13:26.851	8	43.751	77.56	1:37.403
12	27	D	David BLYTH		Van Diemen RF97	13:30.385	8	47.285	77.22	1:39.515
13	46	D	Andy CLARKE		Vector M697	13:59.809	8	1:16.709	74.52	1:41.234
14	29	B	Andrew LEVISTON		Van Diemen RF82	14:01.091	8	1:17.991	74.40	1:42.202
15	96	D	Dale CRAWFORD		Van Diemen RF97	14:18.249	8	1:35.149	72.91	1:44.671
16	80	A	Peter MONK		Lotus FVL	13:13.464	7	1 LAP	69.01	1:50.959
17	48	B	Paul RIDER		Royale RP30	13:14.237	7	1 LAP	68.94	1:48.878

NOT CLASSIFIED

44	A	Clive YORATH	Magnum	1:52.923	1	D.N.F.	69.27	1:52.923
69	D	Carsten MEURER	Van Diemen RF97		0	D.N.F.	N/A	

FASTEST LAP

3	A	Erwin SMIECH	Reynard SF86	1:32.521	8	84.55mph	136.07kph
6	D	John MOORE	Forest MOT VD95	1:34.349	8	82.91mph	133.43kph
29	B	Andrew LEVISTON	Van Diemen RF82	1:42.202	7	76.54mph	123.18kph

Non-starter: 91
Weather/Track: Cloudy/Dry

MST sports timing

Cadwell Park
Circuit Length = 2.1730 miles.
Start: 17:20

Clerk of Course:

Stewards:

Timekeeper