


# CHAMPIONSHIP CAR RACES



OFFICIAL PROGRAMME

**LYDDEN**

*September 15/16*

**£2.00**



This meeting is held under the General Regulations of the MSA (incorporating the provisions of the International Sporting Code of the FIA) and the Supplementary Regulations, Final Instructions and any written instructions which the Organisers issue for the race meeting. MSA Permit No: 6793.

## APPROXIMATE TIMETABLE

### Saturday Practice Sessions

	Time
Locost Championship session A	9.00
Locost Championship session B	9.20
750 Motor Club Formula Vee Championship - session A	9.40
750 Motor Club Formula Vee Championship - session B	9.55
DT/Yokohama/CCC Hot Hatch Championship	10.15
grg.com Kit Car Championship	10.35
750 Trophy Championship	10.50
DT/Yokohama/CCC Stock Hatch Championship - session A	11.10
DT/Yokohama/CCC Stock Hatch Championship - session B	11.30
DT/Yokohama/CCC Stock Hatch Championship - session C	11.45

### Races

1: 750 Motor Club Formula Vee Championship- Heat 1	12.05
2: Locost Championship	12.30
3: 750 Motor Club Formula Vee Championship- Final 1	1.45
4: DT/Yokohama/CCC Stock Hatch Championship- Heat A	2.10
5: Locost Championship	2.35
6: DT/Yokohama/CCC Hot Hatch Championship	3.00
7: 750 Motor Club Formula Vee Championship- Heat 2	3.25
8: DT/Yokohama/CCC Stock Hatch Championship - Heat B	3.50
9: grg.com Kit Car Championship	4.15
10: 750 Trophy Championship	4.40
11: 750 Motor Club Formula Vee Championship- Final 2	5.05
12: DT/Yokohama/CCC Stock Hatch Championship- Final 1	5.30

**For Sunday's Timetable, see centre pages.**

The organisers reserve the right, with the permission of the Stewards of the Meeting and/or the Clerk of Course, to change the order in which events are run and to postpone, cancel or abandon the meeting or any part thereof.

## RACE MEETING OFFICIALS

### MSA STEWARD

R.M.Miles

### CLERKS OF COURSE

V.Ayres

### DEPUTY CLERKS

F.Blann

D.Brice

### DRIVING STANDARDS

### OBSERVERS

K.Messer

E.Minhinnick

### CLUB STEWARDS

J.Smith

A.Jones

### TIMEKEEPERS

T.Stevens (Chief)

A.Stevens

C.Arnold

S.Driver

A.Preston

### SCRUTINEERS

D.F.D.Smith (Chief)

A.Billet

H.Fisher

M.Hoggarth

### INCIDENT OFFICER

A.Bennett

### CHIEF MARSHAL

P.Harding

### CHIEF OBSERVER

P. Stenning

### CHIEF MEDICAL OFFICER

TBA

### RACE RESCUE UNIT

750 Motor Club

### COMMENTATOR

A.Povey

### SECRETARY OF THE MEETING

Robin Knight

### MARSHALS

750 Motor Club  
BMRMC & friends

**Races 1/3 & 7/11****15 & 12 Laps****750 MC Formula Vee Championship**

	<b>NO</b>	<b>DRIVER</b>	<b>CAR DETAILS</b>	<b>CCS</b>	<b>HOMETOWN</b>	<b>CLUB</b>
x	1	Jeremy Clark	Spyder GAC	1300	Edmonton	750
x	2	Trevor Welsh	Leystone 2001	1300	Durham	750
x	5	Jon Randall	Kaimann	1300	Stondon Massey	750
x	6	Guy Bellingham	Scarab Mk2	1300	Aylesbury	750
	9	Simon Readman	Spyder	1300	Allestree	750
x	18	Ivan Casey	Leystone JH003	1300	Leixlip	750
	23	Brian McCleery	Sheane 91	1300	Thame	750
x	24	Alan Robinson	Leystone AHS	1300	Alsager	750
x	29	Stephen Kershaw	Leystone JH003	1300	Swords	750
	33	Lee Levett	Sheane	1300	Reading	750
x	34	David Hall	SLS Group Sheane	1300	Naas	750
	36	Peter Kalpakiofis	Leystone AHS	1300	Morden	750
x	37	Paul Mitson	Sheane	1300	Cookham Dean	750
	43	John Stapleton	Leystone JH002	1300	Crayford	750
x	45	Bill Burnett	Sheane	1300	Fordcombe	750
	47	William Redman	Jucee AHS Leystone	1300	Holywell Green	750
x	49	Ian Raby	Hawke DL	1300	Heathfield	750
	54	Ian Fuller	Rossallini FV931	1300	Rugby	750
x	56	Neale Blunden	JTM Veetech	1300	Guildford	750
x	57	Neil Chilleystone	Scarab Mk2	1300	Wyndham	750
x	59	Bill Stenning	Spyder	1300	West End	750
	60	Bob Higgins	Sheane	1300	Arundel	750
	65	Michael Fenwick	Leystone JH002	1300	Billingham	750
	69	Rob Komen	Sheane	1300	Maidenhead	750
	70	Nicholas Brown	Sheane 94	1300	Orsett Heath	750
	85	Tony Dowson	Sheane	1300	Ealing	750
	86	Richard Harris	Sheane FV87	1300	Halstead	750
x	87	Mike Pascall	Sheane 2000	1300	Maidenhead	750
	91	Ian Buxton	Leystone	1300	Leek	750
	92	Pete Smith	Leystone	1300	Wolvercote	750
	94	Aaron Atkins	Sheane	1300	Diss	750
	98	Fergus Dalton	Sheane	1300	Tunbridge Wells	750

x = 1<sup>st</sup> practice session. Others in the 2<sup>nd</sup> session. From the combined times, the slowest 21 go into Race 1 (Heat 1), the others into Race 3 (Final 1). The top finishers in Race 1 go through into Race 3. For races 7 & 11 (Heat 2 and Final 2), selection will be from the drivers' fastest race lap time, the slowest 21 going into Race 7 etc.

The 750 Motor Club Formula Vee championship is ideal for beginner and 'expert' alike, looking for competitive single seater racing on a low budget. It has been run by the 750 Motor Club since 1980 and is probably the cheapest way to go single seater racing in the UK. Engine, gearbox and much of the suspension and braking system is from the VW 1300 Beetle and this, along with a Dunlop 'control' tyre puts the emphasis on driver ability to win races.

**Races 2/5 & 16/22****15 & 12 Laps****750 Motor Club Locost Championship**

	<b>No</b>	<b>DRIVER</b>	<b>CAR DETAILS</b>	<b>CCS</b>	<b>HOMETOWN</b>	<b>CLUB</b>
x	7	Adam Wilkinson	Locost	1300	Royston	750
x	8	Darren Banks	Locost	1300	Honiton	750
x	9	Malcolm Mitton	Locost	1300	Little Staughton	750
	11	Paul Crankshaw	Locost	1300	Cambridge	750
x	12	Andrew Crapnell	Locost	1300	Bradford On Avon	750
	13	Chris James	Locost	1300	Sonning Common	750
	17	Tim Sheridan	Locost	1300	Teddington	750
	18	Philip O' Halloran	Locost	1300	Hersham	750
	21	Mark Benton	Locost	1300	Farnham Royal	750
	22	Ivan Thomas	Locost	1300	Morley	750
	24	Gordon Dobson	Locost	1300	Biggin Hill	750
x	26	Danny Cassar	Locost	1300	East Ham	750
x	27	Alex Hughes	Locost	1300	Hindhead	750
	31	Alex Jullien	Locost	1300	Wickford	750
x	33	Glenn Boyer	Locost	1300	Westonzoyland	750
	34	Ian Gibson	Locost	1300	Braintree	750
x	35	Royce Grey	Locost	1300	Alresford	750
x	36	Darryl Beckwith	Locost	1300	Saunderton	750
x	38	Steve Kimber	Locost	1300	Tonbridge	750
	39	Colin Beckwith	Locost	1300	High Wycombe	750
x	41	Brett Townsend	Locost	1300	Leamington Spa	750
x	44	William Mitcham	Locost	1300	Bury St Edmunds	750
	51	Helen Saunders	Locost	1300	Landrake	750
x	53	Mike Saunders	Locost	1300	Landrake	750
x	55	Rodney Gildersleeves	Locost	1300	Sudbury	750
	66	Keith O' Brien	Locost	1300	Welwyn	750
	68	Tom Ballentyne	Locost	1300	Colchester	750
	69	John Ballentyne	Locost	1300	Colchester	750
x	73	Ged Sidnell	Locost	1300	Norwich	750
	87	Alan Yearley	Locost	1300	Bow	750
x	96	Tim Gray	Locost	1300	Trowell	750

x = 1<sup>st</sup> practice session. Others in the 2<sup>nd</sup> session. From the combined times, the slowest 50% go into Race 2, the remainder into Race 5. For races 16/22, selection will be from the drivers' fastest race lap time, the slowest 50% going into Race 16, the remainder into Race 22.

The 750 Motor Club Locost Championship was started in 1999 and is being promoted by the 750 Motor Club to encourage newcomers to construct and race a car built to a standard specification, very much in line with the 'ethos' of the Club. The 'Locost' was originally designed by Ron Champion, a teacher at Oundle School in Peterborough, as a project for his technology pupils. Such was the success that over 50 have been constructed within the school, a very popular book has been published and it is yet another of the 750 Motor Club's formulae aimed squarely at getting people involved in Motorsport. The Championship is sponsored in 2001 by Locost Limited.

# **Races 4/8/12 & 13/21/24      12 & 15 Laps**

## **Demon Tweeks/Yokohama/CCC Stock Hatch Championship**


No	DRIVER	CAR DETAILS	CCS	HOMETOWN	CLUB
6	Andy Burgess	Suzuki Swift GTi	1300	Crowley	750
8	Steve Gordon	Peugeot 106 XSi	1600	Southampton	750
9	Paul Sheehan	Peugeot 205 GTi	1600	Coundon	750
10	Glenn Stokes	Peugeot 106	1600	Chafford Hundred	750
11	Sean Stanway	Fiesta XR2	1600	Chelmsford	750
13	James Warner	Fiesta XR2	1600	Hassocks	750
14	Mark Davies	Peugeot 205 GTi	1600	Mirfield	750
15	Darren Blumson	Peugeot 205 GTi	1580	Reigate	750
23	Paul Tibbs	Fiesta XR2	1600	Spalding	750
24	Tony Scarlett	Peugeot 106 SXi	1587	Scholes	750
25	Pete Morgan	Fiesta XR2	1600	Wrexham	750
30	Carl Townend	Peugeot 205 GTi	1580	Ecclesfield	750
33	Daniel Neil	Peugeot 205 GTi	1600	Loughton	750
47	Dave Balding	Fiesta XR2	1600	South Woodham	750
60	Craig Shepherd	Fiesta XR2	1600	Braintree	750
65	Terry Raughton	Peugeot 205 GTi	1580	Wisbech	750
82	Alan Thorndyke	Peugeot 205 GTi	1600	Stanford -le- Hope	750
91	Steven Groom	Peugeot 205 GTi	1600	Walkern	750

**The drivers listed above are in the 1<sup>st</sup> of the three Stock Hatch practice sessions.**

From the combined practice times, the slowest 21 go into Race 4, the next fastest 16 into Race 8 and the remainder (top 16) into Race 12.

The grids for Races 8 & 12 will be topped-up to 21 by the top 5 finishers in Races 4 & 8 respectively.

For races 13/21/24, selection will be from fastest race lap on Saturday.




Demon Tweeks, Yokohama tyres & Cars & Car Conversions magazine are the main sponsors for the Stock Hatch Championship, which in its 4<sup>th</sup> year continues to be one of the most popular saloon car championships in the UK. The use of standard engine & gearbox, a 'control' Yokohama A539 tyre and a weight penalty for leading cars ensures close racing at very affordable cost.

# **Races 4/8/12 & 13/21/24      12 & 15 Laps**

## **Demon Tweeks/Yokohama/CCC Stock Hatch Championship**

<b>No</b>	<b>DRIVER</b>	<b>CAR DETAILS</b>	<b>CCS</b>	<b>HOMETOWN</b>	<b>CLUB</b>
2	Paul Taylor	Peugeot 205 GTi	1600	Great Amwell	750
5	Gordon Macmillan	Peugeot 205 GTi	1580	Longworth	750
12	Matthew Potter	Peugeot 205 GTi	1600	Iver	750
17	Simon Tyrrell	Suzuki Swift GTi	1300	Folkestone	750
19	Matthew Lewis	Fiesta XR2	1600	Leatherhead	750
20	Steve Wright	Peugeot 205 GTi	1600	Canvey Island	750
22	Hilary Howlett	Peugeot 106 XSi	1587	Dereham	750
28	Kevin Hatch	Fiesta XR2	1600	Salisbury	750
32	Daniel Adderley	Peugeot 205 GTi	1598	Wirney	750
34	Chris Ball	Fiesta XR2	1600	Bournemouth	750
38	Phillip Becker	Fiesta XR2i	1600	Henlow	750
44	Martin Rogers	Fiesta XR2	1600	Maidenhead	750
46	Angus Lock	Peugeot 205 GTi	1580	Middle Barton	750
68	Tony Taylor	Peugeot 205 GTi	1580	Ware	750
72	Clifford Pellin	Fiesta XR2	1600	Canvey Island	750
76	Simon Harvey	Peugeot 205 GTi	1580	New Haw	750
78	Charles Cozens	Peugeot 1.4 XSi	1360	Chippenham	750
79	Gary Parkes	Fiesta XR2	1597	Lincoln	750
92	Paul McMillan	Citroen Saxo	1600	Wisbech	750

***The above listed drivers will be in the 2<sup>nd</sup> of the three Stock Hatch practice sessions.***



Demon Tweeks, Yokohama tyres & Cars & Car Conversions magazine are the main sponsors for the Stock Hatch Championship, which in its 4<sup>th</sup> year continues to be one of the most popular saloon car championships in the UK. The use of standard engine & gearbox, a 'control' Yokohama A539 tyre and a weight penalty for leading cars ensures close racing at very affordable cost.

# Races 4/8/12 & 13/21/24 12 & 15 Laps


## Demon Tweaks/Yokohama/CCC Stock Hatch Championship

NO	DRIVER	CAR DETAILS	CCS	HOMETOWN	CLUB
27	Richard Warner	Fiesta XR2	1600	Northwich	750
37	Christopher Bettis	Vauxhall Nova GSi	1600	Basildon	750
39	Ben Hall	Fiesta XR2	1600	Ingestre	750
40	John Waples	Fiesta XR2i	1600	Crawley	750
45	Frances Wood	Peugeot 205 GTi	1600	Harrietsham	750
53	Ross McCartney	Fiesta XR2	1600	Dartford	750
55	Tony Headland	Fiesta XR2	1600	Norwich	750
56	Jim Musker	Fiesta XR2	1600	Dodleston	750
61	Leslie Ott	Fiesta XR2i	1600	South Woodford	750
64	Peter Hands	Fiesta XR2	1600	Oxford	750
67	Mark Alden	Fiesta XR2	1600	Manchester	750
77	Wayne Bailey	Peugeot 205 GTi	1600	Iver	750
81	Matthew Perks	Fiesta XR2	1600	Chelmsford	750
83	Ian Kay	Fiesta XR2	1600	Chelmsford	750
94	David Leverton	Fiesta XR2	1600	Blackheath	750
96	Gareth Wright	Fiesta XR2	1600	Wisbech	750
98	Anthony Ridd	Suzuki Swift GTi	1300	Maidstone	750
99	Jonathan Hopper	Peugeot 205 GTi	1580	Aylesbury	750
101	Richard Kingsnorth	Peugeot 205 GTi	1600	Colchester	750

*The drivers listed above will be in the 3<sup>rd</sup> of the three Stock Hatch practice sessions.*

Demon Tweaks

Yokohama




Demon Tweaks, Yokohama tyres & Cars & Car Conversions magazine are the main sponsors for the Stock Hatch Championship, which in its 4<sup>th</sup> year continues to be one of the most popular saloon car championships in the UK. The use of standard engine & gearbox, a 'control' Yokohama A539 tyre and a weight penalty for leading cars ensures close racing at very affordable cost.

# Races 6 & 15

# 15 & 12 Laps

## Demon Tweeks/Yokohama/CCC Hot Hatch Championship

NO	CLS	DRIVER	CAR DETAILS	CCS	HOMETOWN	CLUB
6	A	Mark Cunningham	Citroen AX GT	1400	Southwater	750
14	B	Martyn Culley	Fiesta XR2	1600	Andover	750
15	C	Darren Blumson	Vauxhall Astra GTE	2000	Reigate	750
21	B	Glyn Cartwright	Fiesta XR2	1600	Sandy	750
22	B	Andy Fells	Fiesta XR2	1600	Basildon	750
31	B	Lewis Williams	Fiesta XR2	1600	Guildford	750
32	B	Adrian Lowes	Escort XR3	1600	Horsham	750
35	A	Keith Piper	Vauxhall Corsa SRi	1400	Haywards Heath	750
41	B	Barrie Culley	Fiesta XR2	1600	Basingstoke	750
43	B	Martin Rutherford	Fiesta XR2	1600	Harrow	750
44	A	Marc Gliddon	Rover Metro GTi	1400	Brockham	750
50	B	John Hammersley	Peugeot 205 GTi	1600	Stone	750
51	B	Simon Hill	Peugeot 205 GTi	1600	Stone	750
52	A	John Waples	Citroen AX GT	1360	Crawley	750
55	C	Steve Horner	Fiesta RS 1800	1800	Buckingham	750
60	A	Lee Reynolds	Citroen AX GTi	1360	Church Stretton	750
77	B	Steve Powlesland	Peugeot 205 GTi	1580	Eastleigh	750
80	B	Mark Hammersley	Fiesta XR2	1600	Stafford	750
82	B	Guy Foulger	Citroen Saxo VTR	1600	Sapcote	750
84	A	Mark Bush	Rover Metro GTi	1400	Milton Keynes	750
88	A	Steve Polley	Toyota Starlet	1290	Heathfield	750



Demon Tweeks, Yokohama tyres and Cars & Car Conversions Magazine are the main sponsors for this year's Hot Hatch Championship which attracts a wide range of popular hatchback cars of up to 2000cc. Cars are allowed engine and suspension modifications, standard pattern brakes and all must use the Yokohama A032R 'control' tyre. This together with a weight penalty for leading cars ensures close racing without excessive budgets.



**Race 9****grg.com****15 Laps**

kitcar championship

<b>No</b>	<b>CLS</b>	<b>DRIVER</b>	<b>CAR DETAILS</b>	<b>CCS</b>	<b>HOMETOWN</b>	<b>CLUB</b>
5	C	Nigel Brown	Leader 400	1800	Great Barr	750
7	C	Jonathan Edwards	Westfield SE	1800	Studley	750
11	C	Andrew Owen	Sylva Phoenix	1800	Welwyn Garden City	750
15	C	Simon Childs	Sylva Phoenix	1800	Nether Heyford	750
17	C	Dave Devine	Sylva Phoenix	1800	Ashington	750
21	A	Clive Turner	Autotune Gemini	3000	Sandiacre	750
25	C	Jonathan Barnett	Sylva Phoenix	1800	Putney	750
31	C	Richard Daw	Procomp LA Gold	1800	Preston Bissett	750
37	A	David Robinson	Sylva Striker	1998	Rotherfield	750
51	A	Tony Absolom	Sylva Striker	1700	Reading	750
53	C	Andrew Hiley	Locost	1800	Golcar	750
60	A	Andy Sterling	Dax Rush	3600	Brockenhurst	750
66	A	Jonathan Christie - Rundle	Sylva Phoenix	1660	Langley	750
72	C	Lesley Hudson	Sylva Phoenix	1800	Litchborough	750
75	A	Matthew Lewis	Eldon Roadster	3528	Woking	750
77	A	Mark Owen	Sylva Striker Mk3	1600	Welwyn Garden City	750
82	A	Dan Compton	Sylva Mk2	1700	London	750
84	A	Christopher Brown	Westfield SE	1700	London	750
89	A	Mark Matthews	Marlin Sportster	3500	Crediton	750
99	C	Edward Hasler	Westfield SEiW	1800	London	750

The Kit Car Championship, sponsored by The Grass Roots Group PLC, is for road legal front-engined Kit Cars. The engine regulations allow considerable freedom whilst there are limitations on the design of rear suspension and transmission. There are three classes, A - up to 1660cc, B - 1661 to 3500cc and class C - 1800 Ford Zetec.

# Races 10 & 14

# 8 Laps

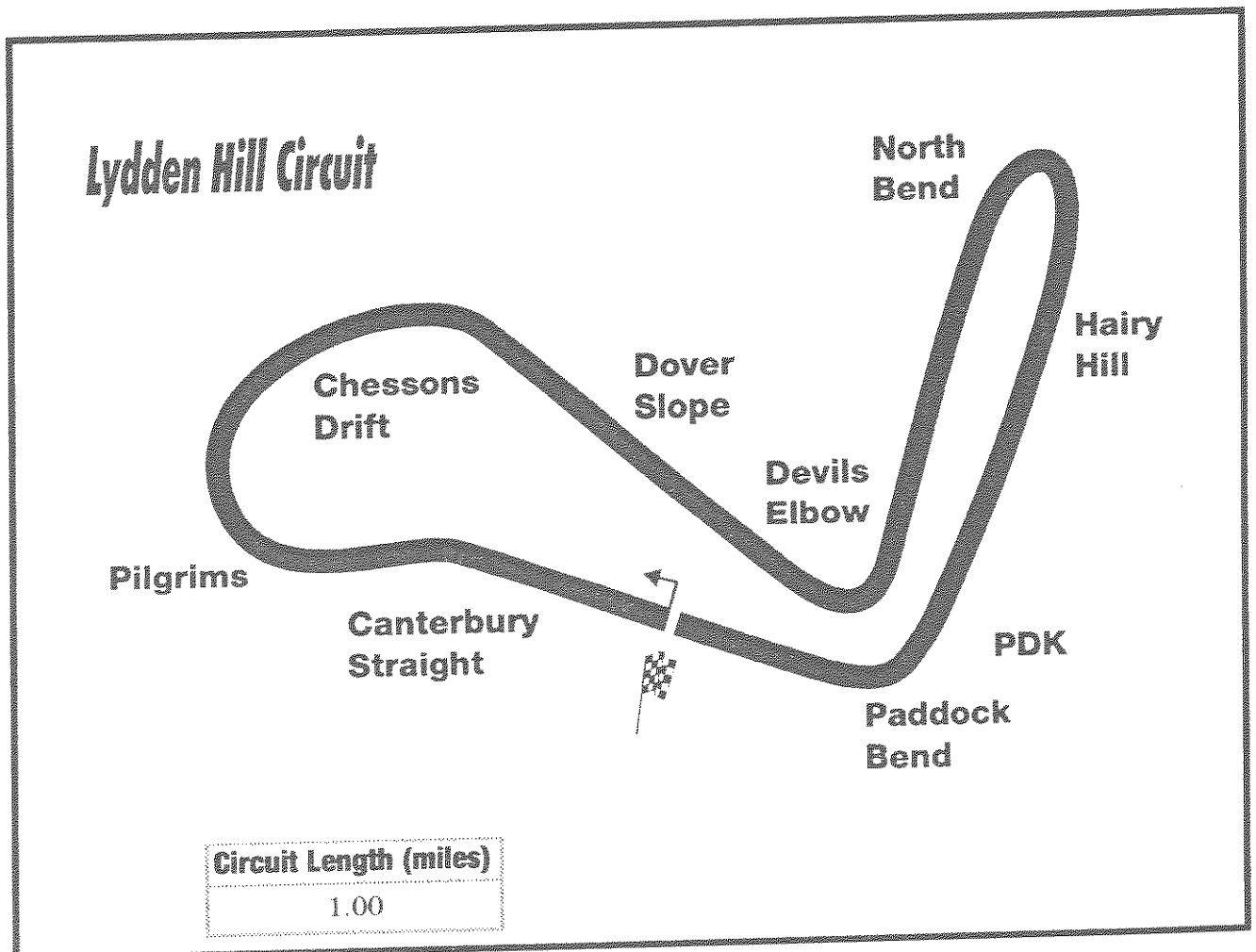
## 750 MC 750 Trophy Championship

Nº	CLS	DRIVER	CAR DETAILS	CCS	HOMETOWN	CLUB
1	C	Roger Rowe	RWR	600	Kidderminster	750
5	B	Derek Jones	Speedex 750 Special	747	Worcester	750
6	C	Roger Windley	Genie	747S	Tattershall	750
7	C	Don Rawson	Rawson Special	1172	Oswestry	750
10	B	Nick Hayward-Cook	A7 Monoposto	747	Gt Missenden	750
12	C	Colin Willmott	DNC	749	Cookhill	750
13	B	Graham Chambers	A7 Ulster	750	Canterbury	750
14	B	Mike Gilbert	Austin 7 Special	747	Lower Sunbury	750
26	B	Keith Whitby	Austin 7 Special	747	St Neots	750
32	B	David Whetton	Austin Mouse Racer	747	Wimborne	750

The 750 Trophy Championship is for Austin Seven based cars, supported by other cars of historic interest and similar performance. As in the former pre-war Austin 7 Championship, Austin Sevens will compete in two classes:- Austin Seven sports and racing cars, post-war specials and early 750 Formula cars with Austin Seven engines/gearboxes. In further classes are cars from the old 1172 Formula along with vintage, PVT and historic cars such as 500cc Formula 3 and other similar vehicles.

## **Sunday Timetable of Events**

<b>Practice sessions</b>	<b>Time</b>
Austin 7 Triple Challenge	12.30
Autoscribe 750 Formula Championship	12.45
Kelsport/Lotus Club Roadsports Championship	1.05
750 Motor Club Roadgoing bike-engined car series	1.20
<b>Races</b>	
13: Demon Tweeks/Yokohama/CCC Stock Hatch Championship - Heat C	1.40
14: 750 Motor Club 750 Trophy Championship	2.00
15: Demon Tweeks/Yokohama/CCC Hot Hatch Championship	2.15
16: 750 Motor Club Locost Championship	2.35
17: Autoscribe 750 Formula Championship	2.55
18: Austin 7 Triple Challenge	3.15
19: Kelsport/Lotus Club Roadsports Championship	3.35
20: 750 Motor Club Roadgoing bike-engined car series	4.00
21: Demon Tweeks/Yokohama/CCC Stock Hatch Championship - Heat D	4.20
22: 750 Motor Club Locost Championship	4.45
23: Autoscribe 750 Formula Championship	5.05
24: Demon Tweeks/Yokohama/CCC Stock Hatch Championship - Final 2	5.25



## Lydden Hill Circuit - Lap Speed Table

Time in secs	Speed in mph	Time in secs	Speed in mph	Time in secs	Speed in mph	Time in secs	Speed in mph	Time in secs	Speed in mph	Time in secs	Speed in mph
40.00	90.00	43.50	82.76	47.00	76.60	50.50	71.29	54.00	66.67	57.50	62.61
40.10	147.14	43.60	82.57	47.10	76.43	50.60	71.15	54.10	66.54	57.60	62.50
40.20	146.78	43.70	82.38	47.20	76.27	50.70	71.01	54.20	66.42	57.70	62.39
40.30	146.41	43.80	82.19	47.30	76.11	50.80	70.87	54.30	66.30	57.80	62.28
40.40	146.05	43.90	82.00	47.40	75.95	50.90	70.73	54.40	66.18	57.90	62.18
40.50	145.69	44.00	81.82	47.50	75.79	51.00	70.59	54.50	66.06	58.00	62.07
40.60	145.33	44.10	81.63	47.60	75.63	51.10	70.45	54.60	65.93	58.10	61.96
40.70	144.97	44.20	81.45	47.70	75.47	51.20	70.31	54.70	65.81	58.20	61.86
40.80	144.62	44.30	81.26	47.80	75.31	51.30	70.18	54.80	65.69	58.30	61.75
40.90	144.26	44.40	81.08	47.90	75.16	51.40	70.04	54.90	65.57	58.40	61.64
41.00	143.91	44.50	80.90	48.00	75.00	51.50	69.90	55.00	65.45	58.50	61.54
41.10	143.56	44.60	80.72	48.10	74.84	51.60	69.77	55.10	65.34	58.60	61.43
41.20	143.21	44.70	80.54	48.20	74.69	51.70	69.63	55.20	65.22	58.70	61.33
41.30	142.87	44.80	80.36	48.30	74.53	51.80	69.50	55.30	65.10	58.80	61.22
41.40	142.52	44.90	80.18	48.40	74.38	51.90	69.36	55.40	64.98	58.90	61.12
41.50	142.18	45.00	80.00	48.50	74.23	52.00	69.23	55.50	64.86	59.00	61.02
41.60	141.84	45.10	79.82	48.60	74.07	52.10	69.10	55.60	64.75	59.10	60.91
41.70	141.50	45.20	79.65	48.70	73.92	52.20	68.97	55.70	64.63	59.20	60.81
41.80	141.16	45.30	79.47	48.80	73.77	52.30	68.83	55.80	64.52	59.30	60.71
41.90	140.82	45.40	79.30	48.90	73.62	52.40	68.70	55.90	64.40	59.40	60.61
42.00	140.49	45.50	79.12	49.00	73.47	52.50	68.57	56.00	64.29	59.50	60.50
42.10	140.15	45.60	78.95	49.10	73.32	52.60	68.44	56.10	64.17	59.60	60.40
42.20	139.82	45.70	78.77	49.20	73.17	52.70	68.31	56.20	64.06	59.70	60.30
42.30	139.49	45.80	78.60	49.30	73.02	52.80	68.18	56.30	63.94	59.80	60.20
42.40	139.16	45.90	78.43	49.40	72.87	52.90	68.05	56.40	63.83	59.90	60.10
42.50	138.83	46.00	78.26	49.50	72.73	53.00	67.92	56.50	63.72	60.00	60.00
42.60	138.51	46.10	78.09	49.60	72.58	53.10	67.80	56.60	63.60	60.10	59.90
42.70	138.18	46.20	77.92	49.70	72.43	53.20	67.67	56.70	63.49	60.20	59.80
42.80	137.86	46.30	77.75	49.80	72.29	53.30	67.54	56.80	63.38	60.30	59.70
42.90	137.54	46.40	77.59	49.90	72.14	53.40	67.42	56.90	63.27	60.40	59.60
43.00	137.22	46.50	77.42	50.00	72.00	53.50	67.29	57.00	63.16	60.50	59.50
43.10	136.90	46.60	77.25	50.10	71.86	53.60	67.16	57.10	63.05	60.60	59.41
43.20	136.58	46.70	77.09	50.20	71.71	53.70	67.04	57.20	62.94	60.70	59.31
43.30	136.27	46.80	76.92	50.30	71.57	53.80	66.91	57.30	62.83	60.80	59.21
43.40	135.95	46.90	76.76	50.40	71.43	53.90	66.79	57.40	62.72	60.90	59.11

# Races 17 & 23

# Autoscribe LTD 750 Formula Championship 2001



## 12 Laps

Nº	CLS	DRIVER	CAR DETAILS	CCS	HOMETOWN	CLUB
0		Mick Harris	Darvi 877	850	High Wycombe	750
1		Antony Raine	Centaur Mk16	850	Verwood	750
2		Pete Knipe	DNC F750	850	Bracknell	750
3		Bob Simpson	SS Reliant	850	West Drayton	750
4		Peter Bove	Darvi 88/P	850	Essendon	750
9	B	Adrian Daniels	Kaz 96	850	Reading	750
11	B	Andrew Lake	Darvi Mk5B	850	Bedford	750
16	B	Paul Morris	Darvi 92J	850	Kaneshill	750
24	B	Dick Hartle	Ingham 3 GT	850	Meopham	750
27	B	Sue Buxton	Darvi Mk5/97	850	West Malling	750
30		Peter Sleight	Darvi Mk5	850	Worthing	750
33	B	Lee Burnham	Centaur Mk20	850	Fleet	750
34	B	Dave Heaver	TSR Marrow	850	Longfield	750
41	B	Jon Sidebotham	Hague 79	850	Crawley Down	750
41	B	Charles Vacy - Ash	Arcos 9	850	Balsall Common	750
42	B	Martin Kemp	Darvi Mk6	850	Aldershot	750
43		Dick Harvey	Darvi - 91D	850	Totteridge	750
49	B	Nigel Saunders	NDS Jeffery	850	Tunbridge Wells	750
50		Rodney Hill	Mystic T4/21	850	Ashby De La Zouch	750



750 Formula is for lightweight two-seater sports racing cars and was originally introduced by the 750 MC in 1949, as its first racing formula. The regulations provide ample scope for the budding amateur to design and build his own car, and to develop his skills in chassis/suspension design and engine tuning within carefully controlled limits; alternatively there are often suitable cars available for sale from within the formula.

# Race 18

# 8 Laps

## Historic Austin 7 Triple Challenge

NO	DRIVER	CAR DETAILS	CCS	HOMETOWN	CLUB
1	Glynn Hobbs	Austin 7 Special	750	Birchington	750
3	Ian Hurwood	Austin Ulster Special	747	Haverhill	VSCC
3	Tim Myall	A7 Special	747	Crowborough	750
5	Roger Rowe	ANCO	747	Franche	750
7	Don Rawson	D & S Special	803	Oswestry	750
8	Richard Ashford	Austin Ulster	747	Oxford	750
10	Nick Hayward-Cook	A7 Monoposto	750	Gt Missenden	750
11	Alistair Frayling-Cork	Austin Special	747	Reading	750
12	Nick Allen	Ulster Replica	747	Elmore	750
13	Graham Chambers	A7 Ulster	750	Canterbury	750
14	Mike Gilbert	Austin 7 Special	747	Lower Sunbury-	750
15	Jeremy Flann	Austin Supersports	747	North Waltham	MCC
18	Geoffrey Brandon	A7 Sports Special	748	London	750
26	Steve Whitby	Austin 7 Special	747	St Neots	750
27	Paul Lawrence	A7 Single Seater	747	Beecham Well	750
32	David Whetton	Austin Mouse Racer	747	Wimbome	750
36	Keith Jenkins	A7 Speedex Silverstone	803	Bow	750
44	John Skeavington	Austin Ulster	803	Sutton Bonington	VSCC
99	John Bennett	Worden	747	Fleet	750

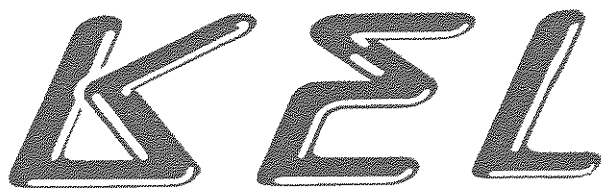
Austin Sevens first raced in 1923. Bill Boddy kicked off the **Seven Fifty Motor Club** in 1939 and the first Austin 7 race (Formula 750) took place at Silverstone in 1950. Raceworthy components became scarce and Austin 7 racing declined during the late 1970's. Since then **Phoenix Crankshafts** have liberated the impecunious racers with top quality rotating parts and as a result many original cars can be seen racing today. The **Austin 7 Triple Challenge** is held in celebration of those pioneering days. Thanks to the support of **Phoenix Crankshafts** and the **Seven Fifty Motor Club**, Austin 7 racers from all eras are once again on the track displaying the traditional spirit of friendly, but resolute, competition. Handicap results are calculated after the finish by applying a performance-related allowance to each car.

# Race 19

# 15 Laps

## Roadsports Championship

No	CLS	DRIVER	CAR DETAILS	CCS	HOMETOWN	CLUB
9	A	Pete Richards	Clan Crusader	998	March	750
11	C	Mal Davison	Porsche 993	3600T	Tamworth	750
22	A	Steve Jay	Clan Crusader	998	Bury	750
23	B	Stephen Oliver	Lotus Elise	1800	Ely	750
25	C	Doug Ellwood	TVR Griffith	4997	Stratford On Avon	750
29	C	Keith Ahlers	Morgan +8	4554	Trinity	750
32	A	Howard Jones	Ginetta G4	1300	Bedford	750
34	A	John Morgan	Ginetta G15	998	Chalfont St Peter	750
35	A	Roy Adams	Ginetta G15	998	Abingdon	750
47	C	Stephen Monk	Porsche 911SC	3000	Pinner	750
52	C	Clive Bailey	Porsche 911	3200	Chobham	750
61	C	Stuart Jefcoate	Porsche 911 Carrera	3164	Wraysbury	750
77	C	Robbie Watts	Renault Spider	2000	Westcliff On Sea	750
81	C	Mike Cook	Porsche 924	2000T	Pitsford	750
99	C	Alex Livesley	Jensen Healey	2000	St Leonards On Sea	750

The logo for KELSport, featuring the letters 'KEL' in a stylized, bold, italicized font with a 3D effect and a dark outline.


The Roadsports Championship, sponsored in 2001 by **KELSport** and **Club Lotus** is the most varied and competitive sports car category in the country, attracting cars from five decades, over ten different manufacturers and has in excess of 110 eligible models of sports cars currently listed. With carefully chosen class structures to ensure close competition for everyone, even cars from one-make series will find a place with more interesting competition. **KELSport** is the racing side of long-term Lotus dealers Kelvedon Motors of Spalding, Lincolnshire, run by Lotus 'guru' Pat Thomas who races an Exige in this year's championship.

# Race 20

# 15 Laps

## 750 MC Roadgoing bike-engined series

NO	CLS	DRIVER	CAR DETAILS	CCS	HOMETOWN	CLUB
3	B	Ian Johnson	Fisher Fury	900	Esher	750
4	B	Peter Hurst	Locoblade	918	Beccles	750
5	B	Matthew Rowe	Westfield Blade	919	Ilminster	750
8	B	Tim Burrows	Fisher Fury Spider	893	Rudloe	750
9	A	Jonathan Wright	Westfield Megabusa	1300	Swaffham Bulbeck	750
15	A	Andy Charsley	Fisher Fury	1300	Bromley	750
18	A	Graham Hill	Westfield Megabird	1100	London	750
24	B	Martin Brooks	Westfield Megablade	900	Chiswick	750
27	B	Alan McPherson	Formula 27	919	Swindon	750
35	B	Alistair Massarella	Fisher Fury	900	Kings Lynn	750
37	A	Andrew Huxtable	Westfield Megabird	1137	Amersham	750
41	B	John Stewart	Stuart Taylor Locoblade	920	Hazlemere	750
77	B	Warwick Barnes	Fisher Fury	913	Rotherfield	750



Red Line<sup>®</sup> Synthetic Oil Corporation is the world leader in lubricant and fuel system chemistry. The only oil company to use 100% poly-ol ester base-stocks to provide unbeatable oil performance and durability, with no compromise. Used in Formula 1, F3000, ChampCars, GTs, NASCAR, Touring Cars, on-road, off-road, 2-wheels, 4 wheels, watercraft, hovercraft and aircraft: the same leading edge technology is available to all Red Line<sup>®</sup> users. Inventors of unique products such as Water Wetter<sup>™</sup>, LikeWater<sup>™</sup> and ShockProof<sup>™</sup> gear oil, Red Line<sup>®</sup> are dedicated to producing the worlds finest synthetic lubricants and additives. Products designed for performance. Red Line<sup>®</sup> are pleased to support the new Roadgoing Motorcycle Engined Sports Car race series, with product prizes for the winners in each class.

New for 2001, the 750 Motor Club series for Roadgoing bike-engined cars is for two-seater cars which must be road legal and capable of passing an MOT. Cars may be constructed specifically for the series or may be one of the many motorcycle engined cars currently available from a wide range of kit car manufacturers. The engines must be series-production four-stroke units and may not be modified from standard; they run in two classes according to the manufacturer's figures, of up to 135 bhp (class B) and of 136 to 180 bhp (class A). The series is supported in its inaugural year by FISHER SPORTSCARS.



## Lydden Hill Circuit - Lap Records

Formula	Class	Name	Time	Speed	Date
<b>750 Formula</b>		<b>M. Harris/R.Couchman</b>	<b>0:44.8</b>	<b>80.35</b>	<b>30/07/94</b>
<b>750 Trophy</b>	<b>A</b>	<b>M.Roper</b>	<b>1:01.081</b>	<b>58.93</b>	<b>01/05/00</b>
	<b>B</b>	<b>K.Jenkins</b>	<b>1:00.606</b>	<b>59.4</b>	<b>01/05/00</b>
	<b>C</b>	<b>C.Ringrose</b>	<b>0:55.067</b>	<b>65.37</b>	<b>01/05/00</b>
	<b>D</b>	<b>R.Rowe</b>	<b>0:50.947</b>	<b>70.66</b>	<b>01/05/00</b>
	<b>E</b>	<b>P.Wright</b>	<b>0:54.448</b>	<b>66.11</b>	<b>01/05/00</b>
<b>Sports 2000</b>		<b>D.Pegley</b>	<b>0:42.196</b>	<b>85.31</b>	<b>01/05/00</b>
<b>Formula 4</b>	<b>A</b>	<b>R. Davis</b>	<b>0:40.6</b>	<b>88.67</b>	<b>24/06/95</b>
	<b>B</b>	<b>A. Hicks</b>	<b>0:40.9</b>	<b>88.02</b>	<b>24/06/95</b>
	<b>C</b>	<b>N. Pearce</b>	<b>0:42.8</b>	<b>84.11</b>	<b>18/05/97</b>
<b>Formula Vee</b>		<b>R. Moore</b>	<b>0:44.6</b>	<b>80.72</b>	<b>25/04/98</b>
<b>Kit Cars</b>	<b>A</b>	<b>A.Charsley</b>	<b>0:45.336</b>	<b>79.4</b>	<b>01/05/00</b>
	<b>B</b>	<b>M.Smith</b>	<b>0:47.183</b>	<b>76.29</b>	<b>01/05/00</b>
	<b>C</b>	<b>T.Harmer</b>	<b>0:46.431</b>	<b>77.53</b>	<b>01/05/00</b>
<b>Roadsports</b>	<b>A</b>	<b>K. Ginger</b>	<b>0:48.6</b>	<b>74.07</b>	<b>25/06/95</b>
	<b>B</b>	<b>G. Evison</b>	<b>0:47.4</b>	<b>75.97</b>	<b>26/04/98</b>
	<b>C</b>	<b>N. Olson</b>	<b>0:46.7</b>	<b>77.09</b>	<b>25/06/95</b>
	<b>D</b>	<b>TBE</b>	<b>-</b>	<b>-</b>	<b>-</b>
<b>Caterhams</b>	<b>A</b>	<b>M. Stewart</b>	<b>0:44.4</b>	<b>81.08</b>	<b>26/04/98</b>
	<b>B</b>	<b>B. Ely</b>	<b>0:46.1</b>	<b>78.09</b>	<b>26/04/98</b>
	<b>C</b>	<b>M. Moorhouse</b>	<b>0:46.2</b>	<b>77.92</b>	<b>26/04/98</b>
<b>Hot Hatch</b>	<b>A</b>	<b>M.Bush</b>	<b>0:48.802</b>	<b>73.76</b>	<b>01/05/00</b>
	<b>B</b>	<b>A.Varey</b>	<b>0:48.124</b>	<b>74.8</b>	<b>01/05/00</b>
	<b>C</b>	<b>TBE</b>	<b>-</b>	<b>-</b>	<b>-</b>
<b>Stock Hatch</b>		<b>R. Carvell</b>	<b>0:51.7</b>	<b>69.63</b>	<b>26/04/98</b>
<b>Locost</b>		<b>TBE</b>	<b>-</b>	<b>-</b>	<b>-</b>

**750 Motor Club Locost  
Provisional Results Race 2 (RERUN)**

POS	NO	CL	NAME	NAT	ENTRY	TIME	LAPS	GAP	MPH	BEST
1	27		Alex HUGHES		Locost	7:12.214	8		66.63	51.825
2	31		Alex JULLIEN		Locost	7:12.652	8	0.438	66.56	51.610
3	11		Paul CRANKSHAW		Locost	7:13.593	8	1.379	66.42	52.850
4	26		Danny CASSAR		Locost	7:13.829	8	1.615	66.38	52.337
5	21		Mark BENTON		Locost	7:27.153	8	14.939	64.40	54.719
6	51		Helen SAUNDERS		Locost	7:38.442	8	26.228	62.82	55.795
NOT CLASSIFIED										
	13		Chris JAMES		Locost		0	D.N.F.	N/A	
FASTEST LAP										
	31		Alex JULLIEN		Locost	51.610	6	69.75mph	112.25kph	

Weather/Track Cloudy/Dry

Lydden Hill  
Circuit Length = 1.0000 miles.

MST sports timing

Clerk of Course

Stewards:

Timekeeper:

www.mstworld.com

17:55 hrs

Issued - 17:51 Saturday, 15 September 2001

# 750 Motor Club Formula Vee Combined Race Fast Laps

POS	NO	CL	NAME	NAT	ENTRY	FIRST		SECOND		
						TIME	LAPS	TIME	LAPS	GAP
1	45		Bill BURNETT		Sheane		0	44.632	15	
2	56		Neale BLUNDEN		JTM Veetech		0	44.994	15	0.362
3	1		Jeremy CLARK		Spyder GAC		0	45.046	15	0.414
4	98		Fergus DALTON		Sheane	46.295	2	45.122	15	0.490
5	34		David HALL		SLS Group Sheane		0	45.240	15	0.608
6	2		Trevor WELSH		Leastone 2001		0	45.454	15	0.822
7	37		Paul MITSON		Sheane		0	45.515	15	0.883
8	24		Alan ROBINSON		Leastone AHS		0	45.746	15	1.114
9	5		Jon RANDALL		Kaimann	45.762	2	45.937	15	1.130
10	18		Ivan CASEY		Leastone JH003		0	45.781	15	1.149
11	87		Mike PASCALL		Sheane 2000	47.009	2	45.836	15	1.204
12	57		Neil CHILLEYSTONE		Scarab Mk2	45.898	2	45.878	15	1.246
13	49		Ian RABY		Hawke DL		0	45.895	15	1.263
14	59		Bill STENNING		Spyder	46.975	2	45.935	15	1.303
15	29		Stephen KERSHAW		Leastone JH003	47.034	2	45.996	9	1.364
16	6		Guy BELLINGHAM		Scarab Mk2		0	46.135	15	1.503
17	91		Ian BUXTON		Leastone	47.786	2	46.381	15	1.749
18	47		William REDMAN		Jucee AHS Leastone	47.098	2	46.439	15	1.807
19	65		Michael FENWICK		Leastone JH002	47.847	2	46.794	15	2.162
20	86		Richard HARRIS		Sheane FV87	48.498	2	47.757	14	3.125
21	54		Ian FULLER		Rossallini FV931	49.091	2	47.838	14	3.206
22	94		Aaron ATKINS		Sheane	48.988	2		0	4.356
23	60		Bob HIGGINS		Sheane	49.813	2		0	5.181
24	85		Tony DOWSON		Sheane	50.252	2		0	5.620
25	9		Simon READMAN		Spyder	51.960	2		0	7.328
26	36		Peter KALPAKIOTIS		Leastone AHS	52.142	2		0	7.510
27	33		Lee LEVETT		Sheane	52.467	2		0	7.835
28	70		Nicholas BROWN		Sheane 94	54.087	2		0	9.455
29	69		Rob KOMEN		Sheane	55.330	2		0	10.698

Lydden Hill  
Circuit Length = 1.0000 miles.

MST sports timing

Clerk of Course:

*Overton 1420*

Stewards:

Timekeeper:

*[Signature]*

# 750 Motor Club Locost Combined Race Fast Laps

POS	NO	CL	NAME	NAT	ENTRY	FIRST		SECOND		
						TIME	LAPS	TIME	LAPS	GAP
1	44		William MITCHAM		Locost		0	50.586	12	
2	53		Mike SAUNDERS		Locost		0	50.648	12	0.062
3	36		Darryl BECKWITH		Locost		0	50.943	12	0.357
4	35		Royce GREY		Locost		0	50.971	12	0.385
5	9		Malcolm MITTON		Locost		0	51.029	12	0.443
6	96		Tim GRAY		Locost		0	51.279	12	0.693
7	41		Brett TOWNSEND		Locost		0	51.324	6	0.738
8	12		Andrew CRAPNELL		Locost		0	51.350	12	0.764
9	7		Adam WILKINSON		Locost		0	51.512	12	0.926
10	38		Steve KIMBER		Locost		0	51.596	12	1.010
11	33		Glenn BOYER		Locost		0	52.527	12	1.941
12	55		Rodney GILDERSLEEVEES		Locost		0	52.733	12	2.147
13	66		Keith O'BRIEN		Locost		0	52.757	12	2.171
14	73		Ged SIDNELL		Locost		0	52.979	12	2.393
15	27		Alex HUGHES		Locost	54.133	5		0	3.547
16	31		Alex JULLIEN		Locost	54.203	5		0	3.617
17	18		Philip O'HALLORAN		Locost	54.338	5		0	3.752
18	26		Danny CASSAR		Locost	54.549	5		0	3.963
19	24		Gordon DOBSON		Locost	54.697	5		0	4.111
20	13		Chris JAMES		Locost	54.943	5		0	4.357
21	34		Ian GIBSON		Locost	55.125	5		0	4.539
22	68		Tom BALLENTYNE		Locost	55.499	5		0	4.913
23	51		Helen SAUNDERS		Locost	55.959	5		0	5.373
24	22		Ivan THOMAS		Locost	56.169	5		0	5.583
25	21		Mark BENTON		Locost	56.231	5		0	5.645
26	69		John BALLENTYNE		Locost	56.602	5		0	6.016
27	11		Paul CRANKSHAW		Locost	1:00.500	2		0	9.914

Lydden Hill  
Circuit Length = 1.0000 miles.

MST sports timing

Clerk of Course:

*[Signature]* 15 25

Stewards:

Timekeeper:

*[Signature]*

## Demon Tweaks/Yokohama/CCC Stock Hatch Combined Race Fast Laps

POS	NO	CL	NAME	NAT	ENTRY	TIME	LAPS	GAP	MPH
1	2		Paul TAYLOR		Peugeot 205 GTi	50.877	7		70.75
2	60		Craig SHEPHERD		Ford Fiesta XR2	51.113	7	0.236	70.43
3	6		Andy BURGESS		Suzuki Swift GTi	51.368	7	0.491	70.08
4	24		Tony SCARLETT		Peugeot 106 SXi	51.615	7	0.738	69.74
5	12		Matthew POTTER		Peugeot 205 GTi	51.763	12	0.886	69.54
6	17		Simon TYRRELL		Suzuki Swift GTi	51.863	7	0.986	69.41
7	9		Paul SHEEHAN		Peugeot 205 GTi	51.889	7	1.012	69.37
8	92		Paul McMILLAN		Citroen Saxo	51.949	7	1.072	69.29
9	8		Steve GORDON		Peugeot 106 XSi	51.981	7	1.104	69.25
10	25		Pete MORGAN		Ford Fiesta XR2	52.012	7	1.135	69.21
11	33		Daniel NEIL		Peugeot 205 GTi	52.065	10	1.188	69.14
12	19		Matthew LEWIS		Ford Fiesta XR2	52.094	7	1.217	69.10
13	11		Sean STANWAY		Ford Fiesta XR2	52.118	7	1.241	69.07
14	22		Hilary HOWLETT		Peugeot 106 XSi	52.153	12	1.276	69.02
15	15		Darren BLUMSON		Peugeot 205 GTi	52.168	7	1.291	69.00
16	98		Anthony RIDD		Suzuki Swift GTi	52.172	7	1.295	69.00
17	30		Carl TOWNEND		Peugeot 205 GTi	52.342	7	1.465	68.77
18	13		James WARNER		Ford Fiesta XR2	52.342	7	1.465	68.77
19	20		Steve WRIGHT		Peugeot 205 GTi	52.363	12	1.486	68.75
20	14		Mark DAVIES		Peugeot 205 GTi	52.372	7	1.495	68.73
21	5		Gordon MACMILLAN		Peugeot 205 GTi	52.376	7	1.499	68.73
22	68		Tony TAYLOR		Peugeot 205 GTi	52.383	7	1.506	68.72
23	10		Glenn STOKES		Peugeot 106	52.442	7	1.565	68.64
24	61		Leslie OTT		Ford Fiesta XR2i	52.445	12	1.568	68.64
25	96		Gareth WRIGHT		Ford Fiesta XR2	52.453	12	1.576	68.63
26	65		Terry ROUGHTON		Peugeot 205 GTi	52.457	12	1.580	68.62
27	23		Paul TIBBS		Ford Fiesta XR2	52.493	12	1.616	68.58
28	72		Clifford PELLIN		Ford Fiesta XR2	52.527	10	1.650	68.53
29	79		Gary PARKES		Ford Fiesta XR2	52.557	12	1.680	68.49
30	38		Phillip BECKER		Ford Fiesta XR2i	52.619	12	1.742	68.41
31	34		Chris BALL		Ford Fiesta XR2	52.629	8	1.752	68.40
32	28		Kevin HATCH		Ford Fiesta XR2	52.644	6	1.767	68.38
33	81		Matthew PERKS		Ford Fiesta XR2	52.675	7	1.798	68.34
34	37		Christopher BETTIS		Vauxhall Nova GSi	52.808	7	1.931	68.17
35	32		Daniel ADDERLEY		Peugeot 205 GTi	52.900	10	2.023	68.05
36	53		Ross McCARTNEY		Ford Fiesta XR2	52.905	12	2.028	68.04
37	55		Tony HEADLAND		Ford Fiesta XR2	52.960	10	2.083	67.97
38	39		Ben HALL		Ford Fiesta XR2	53.077	3	2.200	67.82
39	101		Richard KINGSNORTH		Peugeot 205 GTi	53.079	12	2.202	67.82
40	91		Steven GROOM		Peugeot 205 GTi	53.184	12	2.307	67.69
41	56		Jim MUSKER		Ford Fiesta XR2	53.200	12	2.323	67.66
42	67		Mark ALDEN		Ford Fiesta XR2	53.287	10	2.410	67.55
43	46		Angus LOCK		Peugeot 205 GTi	53.385	10	2.508	67.43
44	76		Simon HARVEY		Peugeot 205 GTi	53.435	12	2.558	67.37
45	99		Jonathan HOPPER		Peugeot 205 GTi	53.544	10	2.667	67.23
46	77		Wayne BAILEY		Peugeot 205 GTi	53.643	10	2.766	67.11
47	83		Ian KAY		Ford Fiesta XR2	53.674	10	2.797	67.07
48	40		John WAPLES		Ford Fiesta XR2i	53.727	10	2.850	67.00
49	64		Peter HANDS		Ford Fiesta XR2	54.581	10	3.704	65.95
50	27		Richard WARNER		Ford Fiesta XR2	54.828	10	3.951	65.66
51	94		David LEVERTON		Ford Fiesta XR2	55.505	10	4.628	64.85
52	78		Charles COZENS		Peugeot 1.4 XSi	55.571	10	4.694	64.78

Lydden Hill  
Circuit Length = 1.0000 miles.

MST sports timing

Clerk of Course:

Stewards:

Timekeeper:

**750 Motor Club Formula Vee  
Provisional Results Race 1**

POS	NO	CL	NAME	NAT	ENTRY	TIME	LAPS	GAP	MPH	BEST
1	5		Jon RANDALL		Kaimann	1:37.127	2		74.13	45.762
2	98		Fergus DALTON		Sheane	1:37.351	2	0.224	73.95	46.295
3	57		Neil CHILLEYSTONE		Scarab Mk2	1:37.490	2	0.363	73.85	45.898
4	29		Stephen KERSHAW		Leystone JH003	1:39.261	2	2.134	72.53	47.034
5	59		Bill STENNING		Spyder	1:39.688	2	2.561	72.22	46.975
6	87		Mike PASCALL		Sheane 2000	1:40.239	2	3.112	71.82	47.009
7	47		William REDMAN		Jucee AHS Leystone	1:40.730	2	3.603	71.47	47.098
8	91		Ian BUXTON		Leystone	1:41.954	2	4.827	70.62	47.786
9	86		Richard HARRIS		Sheane FV87	1:43.612	2	6.485	69.49	48.498
10	65		Michael FENWICK		Leystone JH002	1:44.910	2	7.783	68.63	47.847
11	54		Ian FULLER		Rossallini FV931	1:46.532	2	9.405	67.58	49.091
12	94		Aaron ATKINS		Sheane	1:46.919	2	9.792	67.34	48.988
13	9		Simon READMAN		Spyder	1:47.471	2	10.344	66.99	51.960
14	85		Tony DOWSON		Sheane	1:48.295	2	11.168	66.48	50.252
15	36		Peter KALPAKIOTIS		Leystone AHS	1:49.963	2	12.836	65.47	52.142
16	70		Nicholas BROWN		Sheane 94	1:50.907	2	13.780	64.91	54.087
17	33		Lee LEVETT		Sheane	1:51.759	2	14.632	64.42	52.467
18	69		Rob KOMEN		Sheane	1:52.052	2	14.925	64.25	55.330
19	60		Bob HIGGINS		Sheane	1:52.182	2	15.055	64.18	49.813

**FASTEST LAP**

5	Jon RANDALL	Kaimann	45.762	2	78.66mph	126.60kph
---	-------------	---------	--------	---	----------	-----------

  
12:40

Bright/Dry

www.mstworld.com

MST sports timing



Lydden Hill  
Circuit Length = 1.0000 miles.  
Start: 12:14

Issued - 12:17 Saturday, 15 September 2001

# 750 Motor Club Locost Provisional Results Race 2

POS	NO	CL	NAME	NAT	ENTRY	TIME	LAPS	GAP	MPH	BEST
1	31		Alex JULLIEN		Locost	4:40.054	5		64.27	54.203
2	26		Danny CASSAR		Locost	4:40.248	5	0.194	64.22	54.549
3	24		Gordon DOBSON		Locost	4:41.933	5	1.879	63.84	54.697
4	18		Philip O'HALLORAN		Locost	4:42.582	5	2.528	63.69	54.338
5	68		Tom BALLENTYNE		Locost	4:49.434	5	9.380	62.19	55.499
6	34		Ian GIBSON		Locost	4:49.766	5	9.712	62.11	55.125
7	27		Alex HUGHES		Locost	4:50.258	5	10.204	62.01	54.133
8	21		Mark BENTON		Locost	4:51.673	5	11.619	61.71	56.231
9	13		Chris JAMES		Locost	4:51.693	5	11.639	61.70	54.943
10	22		Ivan THOMAS		Locost	4:52.676	5	12.622	61.50	56.169
11	51		Helen SAUNDERS		Locost	4:53.529	5	13.475	61.32	55.959
12	69		John BALLENTYNE		Locost	4:55.008	5	14.954	61.01	56.602
NOT CLASSIFIED										
11			Paul CRANKSHAW		Locost	2:02.863	2	D.N.F.	58.60	1:00.500
FASTEST LAP										
27			Alex HUGHES		Locost	54.133	2	66.50mph		107.02kph

Non-starter 87.  
Weather/Track: Bright/Dry

MST sports timing

Lydden Hill  
Circuit Length = 1.0000 miles.  
Start: 12:35

Clerk of Course:

Stewards:

Timekeeper:

*[Signature]* 13:40

www.mstworld.com

*[Signature]*  
Issued - 12:59 Saturday, 15 September 2001

# 750 Motor Club Formula Vee Provisional Results Race 3

POS	NO	CL	NAME	NAT	ENTRY	TIME	LAPS	GAP	MPH	BEST
1	56		Neale BLUNDEN		JTM Veetech	11:26.973	15		78.60	44.994
2	45		Bill BURNETT		Sheane	11:27.240	15	0.267	78.57	44.632
3	1		Jeremy CLARK		Spyder GAC	11:28.052	15	1.079	78.48	45.046
4	37		Paul MITSON		Sheane	11:33.741	15	6.768	77.83	45.515
5	2		Trevor WELSH		Leastone 2001	11:35.521	15	8.548	77.64	45.454
6	34		David HALL		SLS Group Sheane	11:35.631	15	8.658	77.62	45.240
7	6		Guy BELLINGHAM		Scarab Mk2	11:45.642	15	18.669	76.52	46.135
8	18		Ivan CASEY		Leastone JH003	11:45.827	15	18.854	76.50	45.781
9	57		Neil CHILLEYSTONE		Scarab Mk2	11:46.493	15	19.520	76.43	45.878
10	5		Jon RANDALL		Kaimann	11:46.892	15	19.919	76.39	45.937
11	24		Alan ROBINSON		Leastone AHS	11:47.098	15	20.125	76.36	45.746
12	87		Mike PASCALL		Sheane 2000	11:47.674	15	20.701	76.30	45.836
13	49		Ian RABY		Hawke DL	11:47.950	15	20.977	76.27	45.895
14	59		Bill STENNING		Spyder	11:50.496	15	23.523	76.00	45.935
15	98		Fergus DALTON		Sheane	11:54.099	15	27.126	75.62	45.122
16	47		William REDMAN		Jucee AHS Leastone	11:56.196	15	29.223	75.39	46.439
17	91		Ian BUXTON		Leastone	11:58.956	15	31.983	75.10	46.381
18	65		Michael FENWICK		Leastone JH002	12:02.222	15	35.249	74.76	46.794
19	54		Ian FULLER		Rossallini FV931	11:27.250	14	1 LAP	73.33	47.838
20	86		Richard HARRIS		Sheane FV87	11:41.304	14	1 LAP	71.86	47.757

NOT CLASSIFIED

29			Stephen KERSHAW		Leastone JH003	7:12.937	9	D.N.F.	74.83	45.996
----	--	--	-----------------	--	----------------	----------	---	--------	-------	--------

FASTEST LAP

45			Bill BURNETT		Sheane	44.632	9	80.66mph	129.80kph	
----	--	--	--------------	--	--------	--------	---	----------	-----------	--

Cloudy/Dry

Clerk of Course:

www.mstworld.com

MST sports timing

Stewards:

Timekeeper:

Lydden Hill  
Circuit Length = 1.0000 miles.  
Start 13:445

Issued - 14:00 Saturday 15 September 2001



**Demon Tweeks/Yokohama/CCC Stock Hatch  
Provisional Results Race 4**

POS	NO	CL	NAME	NAT	ENTRY	TIME	LAPS	GAP	MPH	BEST
1	38		Phillip BECKER		Ford Fiesta XR2i	8:53.786	10		67.44	52.619
2	96		Gareth WRIGHT		Ford Fiesta XR2	8:56.875	10	3.089	67.05	52.453
3	28		Kevin HATCH		Ford Fiesta XR2	8:58.171	10	4.385	66.89	52.644
4	12		Matthew POTTER		Peugeot 205 GTi	8:58.692	10	4.906	66.82	52.258
5	101		Richard KINGSNORTH		Peugeot 205 GTi	8:59.747	10	5.961	66.69	53.079
6	33		Daniel NEIL		Peugeot 205 GTi	9:00.479	10	6.693	66.60	52.065
7	32		Daniel ADDERLEY		Peugeot 205 GTi	9:01.377	10	7.591	66.49	52.900
8	72		Clifford PELLIN		Ford Fiesta XR2	9:01.733	10	7.947	66.45	52.527
9	55		Tony HEADLAND		Ford Fiesta XR2	9:05.484	10	11.698	65.99	52.960
10	67		Mark ALDEN		Ford Fiesta XR2	9:06.204	10	12.418	65.90	53.287
11	46		Angus LOCK		Peugeot 205 GTi	9:08.434	10	14.648	65.64	53.385
12	99		Jonathan HOPPER		Peugeot 205 GTi	9:10.284	10	16.498	65.42	53.544
13	40		John WAPLES		Ford Fiesta XR2i	9:11.423	10	17.637	65.28	53.727
14	77		Wayne BAILEY		Peugeot 205 GTi	9:12.164	10	18.378	65.19	53.643
15	64		Peter HANDS		Ford Fiesta XR2	9:21.250	10	27.464	64.14	54.581
16	83		Ian KAY		Ford Fiesta XR2	9:21.827	10	28.041	64.07	53.674
17	27		Richard WARNER		Ford Fiesta XR2	9:27.895	10	34.109	63.39	54.828
18	94		David LEVERTON		Ford Fiesta XR2	9:39.235	10	45.449	62.15	55.505
19	78		Charles COZENS		Peugeot 1.4 XSi	9:40.404	10	46.618	62.02	55.571

**FASTEST LAP**

33	Daniel NEIL	Peugeot 205 GTi	52.065	7	69.14mph	111.27kph
----	-------------	-----------------	--------	---	----------	-----------

Non-starters: 45 & 47  
Bright/Dry

MST sports timing

Lydden Hill  
Circuit Length = 1.0000 miles.  
Start: 14:18

Clerk of Course:

Stewards:

Timekeeper:

# 750 Motor Club Locost Provisional Results Race 5

POS	NO	CL	NAME	NAT	ENTRY	TIME	LAPS	GAP	MPH	BEST
1	44		William MITCHAM		Locost	10:16.356	12		70.08	50.586
2	53		Mike SAUNDERS		Locost	10:16.700	12	0.344	70.05	50.648
3	9		Malcolm MITTON		Locost	10:23.334	12	6.978	69.30	51.029
4	36		Darryl BECKWITH		Locost	10:23.963	12	7.607	69.23	50.943
5	35		Royce GREY		Locost	10:24.181	12	7.825	69.21	50.971
6	96		Tim GRAY		Locost	10:28.163	12	11.807	68.77	51.279
7	12		Andrew CRAPNELL		Locost	10:30.341	12	13.985	68.53	51.350
8	7		Adam WILKINSON		Locost	10:34.633	12	18.277	68.07	51.512
9	38		Steve KIMBER		Locost	10:36.446	12	20.090	67.87	51.596
10	55		Rodney GILDERSLEEVES		Locost	10:48.157	12	31.801	66.65	52.733
11	33		Glenn BOYER		Locost	10:51.483	12	35.127	66.31	52.527
12	66		Keith O'BRIEN		Locost	10:52.018	12	35.662	66.25	52.757
13	73		Ged SIDNELL		Locost	10:52.474	12	36.118	66.21	52.979
NOT CLASSIFIED										
41			Brett TOWNSEND		Locost	5:20.800	6	D.N.F.	67.33	51.324
FASTEST LAP										
44			William MITCHAM		Locost	50.586	11	71.16mph		114.53kph

*Did not start*  
 Non-starter: 8  
 Cloudy/Dry  
 1525

MST sports timing

Lydden Hill  
 Circuit Length = 1.0000 miles.  
 Start: 14:44

# Demon Tweeks/Yokohama/CCC Hot Hatch Provisional Results Race 5

POS	NO	CL	NAME	NAT	ENTRY	TIME	LAPS	GAP	MPH	BEST
1	51	B	Simon HILL		Peugeot 205 GTi	9:54.529	12		72.66	48.584
2	50	B	John HAMMERSLEY		Peugeot 205 GTi	9:55.262	12	0.733	72.57	48.655
3	82	B	Guy FOULGER		Citroen Saxo VTR	9:56.623	12	2.094	72.40	48.941
4	43	B	Martin RUTHERFORD		Ford Fiesta XR2	9:58.091	12	3.562	72.23	48.915
5	32	B	Adrian LOWES		Ford Escort XR3	9:58.381	12	3.852	72.19	49.100
6	14	B	Martyn CULLEY		Ford Fiesta XR2	9:58.784	12	4.255	72.14	48.806
7	22	B	Andy FELLS		Ford Fiesta XR2	9:59.476	12	4.947	72.06	48.646
8	41	B	Barrie CULLEY		Ford Fiesta XR2	10:04.377	12	9.848	71.47	49.141
9	15	C	Darren BLUMSON		Vauxhall Astra GTE	10:07.048	12	12.519	71.16	49.519
10	6	A	Mark CUNNINGHAM		Citroen AX GT	10:10.000	12	15.471	70.82	49.532
11	84	A	Mark BUSH		Rover Metro GTi	10:10.752	12	16.223	70.73	49.340
12	21	B	Glyn CARTWRIGHT		Ford Fiesta XR2	10:10.981	12	16.452	70.70	49.529
13	60	A	Lee REYNOLDS		Citroen AX GTi	10:11.799	12	17.270	70.61	49.482
14	55	C	Steve HORNER		Ford Fiesta RS 1800	10:27.306	12	32.777	68.86	51.171
15	52	A	John WAPLES		Citroen AX GT	10:32.222	12	37.693	68.33	51.462
16	35	A	Keith PIPER		Vauxhall Corsa SRI	10:33.529	12	39.000	68.18	51.377

### FASTEST LAP

51	B	Simon HILL	Peugeot 205 GTi	48.584	9	74.09mph	119.25kph
84	A	Mark BUSH	Rover Metro GTi	49.340	8	72.96mph	117.42kph
15	C	Darren BLUMSON	Vauxhall Astra GTE	49.519	7	72.69mph	116.99kph

Non-starters: 31, 44, 80 & 88  
Cloudy/Dry

Lydden Hill  
Circuit Length = 1.0000 miles.  
Start: 15:12

MST sports timing

Clerk of Course:

www.mstworld.com

Stewards:

Timekeeper:

Issued - 15:22 Saturday, 15 September 2001

**750 Motor Club Formula Vee  
Provisional Results Race 7**

POS	NO	CL	NAME	NAT	ENTRY	TIME	LAPS	GAP	MPH	BEST
1	87		Mike PASCALL		Sheane 2000	9:22.354	12		76.82	45.899
2	6		Guy BELLINGHAM		Scarab Mk2	9:22.504	12	0.150	76.79	45.707
3	49		Ian RABY		Hawke DL	9:22.949	12	0.595	76.73	45.758
4	59		Bill STENNING		Spyder	9:23.120	12	0.766	76.71	45.858
5	29		Stephen KERSHAW		Leastone JH003	9:23.280	12	0.926	76.69	45.594
6	57		Neil CHILLEYSTONE		Scarab Mk2	9:23.513	12	1.159	76.66	45.739
7	47		William REDMAN		Jucee AHS Leastone	9:24.437	12	2.083	76.53	45.774
8	9		Simon READMAN		Spyder	9:25.348	12	2.994	76.41	45.530
9	91		Ian BUXTON		Leastone	9:25.796	12	3.442	76.35	45.970
10	65		Michael FENWICK		Leastone JH002	9:31.764	12	9.410	75.55	46.603
11	43		John STAPLETON		Leastone JH002	9:35.106	12	12.752	75.11	45.835
12	86		Richard HARRIS		Sheane FV87	9:37.404	12	15.050	74.81	46.930
13	70		Nicholas BROWN		Sheane 94	9:45.161	12	22.807	73.82	47.102
14	94		Aaron ATKINS		Sheane	9:47.918	12	25.564	73.48	46.438
15	54		Ian FULLER		Rossallini FV931	9:48.560	12	26.206	73.39	47.441
16	36		Peter KALPAKIOTIS		Leastone AHS	9:55.110	12	32.756	72.59	48.136
17	69		Rob KOMEN		Sheane	9:55.269	12	32.915	72.57	47.778
18	85		Tony DOWSON		Sheane	9:55.546	12	33.192	72.53	47.811
19	23		Brian McCLEERY		Sheane 91	9:56.160	12	33.806	72.46	47.204
20	60		Bob HIGGINS		Sheane	10:08.960	12	46.606	70.94	48.952
21	33		Lee LEVETT		Sheane	10:09.151	12	46.797	70.91	48.468

**FASTEST LAP**

9	Simon READMAN	Spyder	45.530	11	79.06mph	127.24kph
---	---------------	--------	--------	----	----------	-----------

Cloudy/Dry

MST sports timing

Lydden Hill  
Circuit Length = 1.0000 miles.  
Start: 15:30

Clerk of Course:

Stewards:

Timekeeper:

*D. D. E. B. 1625*

www.mstworld.com

Issued - 15:41 Saturday, 15 September 2001

# Demon Tweeks/Yokohama/CCC Stock Hatch

## Provisional Results Race 8

POS	NO	CL	NAME	NAT	ENTRY	TIME	LAPS	GAP	MPH	BEST
1	92		Paul McMILLAN		Citroen Saxo	10:38.274	12		67.68	52.253
2	30		Carl TOWNEND		Peugeot 205 GTi	10:39.501	12	1.227	67.55	52.342
3	19		Matthew LEWIS		Ford Fiesta XR2	10:40.712	12	2.438	67.42	52.094
4	81		Matthew PERKS		Ford Fiesta XR2	10:43.239	12	4.965	67.16	52.675
5	61		Leslie OTT		Ford Fiesta XR2i	10:43.684	12	5.410	67.11	52.445
6	23		Paul TIBBS		Ford Fiesta XR2	10:44.250	12	5.976	67.05	52.493
7	12		Matthew POTTER		Peugeot 205 GTi	10:44.300	12	6.026	67.05	51.763
8	20		Steve WRIGHT		Peugeot 205 GTi	10:44.971	12	6.697	66.98	52.363
9	22		Hilary HOWLETT		Peugeot 106 XSi	10:45.389	12	7.115	66.93	52.153
10	79		Gary PARKES		Ford Fiesta XR2	10:47.501	12	9.227	66.71	52.557
11	65		Terry ROUGHTON		Peugeot 205 GTi	10:48.256	12	9.982	66.64	52.457
12	96		Gareth WRIGHT		Ford Fiesta XR2	10:48.815	12	10.541	66.58	52.548
13	76		Simon HARVEY		Peugeot 205 GTi	10:55.992	12	17.718	65.85	53.435
14	38		Phillip BECKER		Ford Fiesta XR2i	10:56.474	12	18.200	65.80	52.816
15	53		Ross McCARTNEY		Ford Fiesta XR2	10:57.944	12	19.670	65.65	52.905
16	101		Richard KINGSNORTH		Peugeot 205 GTi	11:00.708	12	22.434	65.38	53.326
17	56		Jim MUSKER		Ford Fiesta XR2	11:09.894	12	31.620	64.48	53.200
18	91		Steven GROOM		Peugeot 205 GTi	11:27.207	12	48.933	62.86	53.184

### NOT CLASSIFIED

34		Chris BALL		Ford Fiesta XR2	7:17.011	8	D.N.F.	65.90	52.629
28		Kevin HATCH		Ford Fiesta XR2	5:45.402	6	D.N.F.	62.53	53.112
39		Ben HALL		Ford Fiesta XR2	1:56.954	3	D.N.F.	92.34	53.077

### FASTEST LAP

12		Matthew POTTER		Peugeot 205 GTi	51.763	6	69.54mph	111.92kph
----	--	----------------	--	-----------------	--------	---	----------	-----------

Bright/Dry

MST sports timing

Lydden Hill  
Circuit Length = 1.0000 miles.  
Start: 11:20

Clerk of Course:

*David Egan*

1625

Stewards:

Timekeeper:

**grg.com Kit Cars**  
**Provisional Results Race 9**

POS	NO	CL	NAME	NAT	ENTRY	TIME	LAPS	GAP	MPH	BEST
1	60	A	Andy STERLING		Dax Rush	11:43.205	15		76.79	45.606
2	77	A	Mark OWEN		Sylva Striker Mk3	11:48.722	15	5.517	76.19	46.410
3	37	A	David ROBINSON		Sylva Striker	11:49.137	15	5.932	76.14	46.360
4	7	C	Jonathan EDWARDS		Westfield SE	11:51.354	15	8.149	75.91	46.541
5	15	C	Simon CHILDS		Sylva Phoenix	11:52.147	15	8.942	75.82	46.627
6	53	C	Andrew HILEY		Locost	11:55.957	15	12.752	75.42	46.339
7	75	A	Matthew LEWIS		Eldon Roadster	12:00.364	15	17.159	74.96	46.932
8	82	A	Dan COMPTON		Sylva Mk2	12:01.005	15	17.800	74.89	46.946
9	11	C	Andrew OWEN		Sylva Phoenix	12:01.850	15	18.645	74.80	47.103
10	17	C	Dave DEVINE		Sylva Phoenix	12:02.133	15	18.928	74.77	47.131
11	72	C	Lesley HUDSON		Sylva Phoenix	12:12.157	15	28.952	73.75	47.506
12	5	C	Nigel BROWN		Leader 400	12:30.278	15	47.073	71.97	49.006
13	89	A	Mark MATTHEWS		Marlin Sportster	11:44.234	14	1 LAP	71.56	47.362
14	31	C	Richard DAW		Procomp LA Gold	11:50.697	14	1 LAP	70.91	48.955
15	66	A	J CHRISTIE-RUNDLE		Sylva Phoenix	11:50.891	14	1 LAP	70.89	47.976
16	21	A	Clive TURNER		Autotune Gemini	11:55.002	14	1 LAP	70.48	49.403

NOT CLASSIFIED

25	C	Jonathan BARNETT	Sylva Phoenix	3:24.085	4	D.N.F.	70.55	48.051
84	A	Christopher BROWN	Westfield SE	1:47.322	2	D.N.F.	67.08	48.992

FASTEST LAP

60	A	Andy STERLING	Dax Rush	45.606	5	78.93mph	127.03kph
53	C	Andrew HILEY	Locost	46.339	13	77.68mph	125.02kph

Non-starter: 51  
 Cloudy/Dry

MST sports timing

Lydden Hill  
 Circuit Length = 1.0000 miles.  
 Start: 16:03

Clerk of Course:

Stewards:

Timekeeper:

# 750 Motor Club 750 Trophy Provisional Results Race 10

POS	NO	CL	NAME	NAT	ENTRY	TIME	LAPS	GAP	MPH	BEST
1	7	C	Don RAWSON		Rawson Special	7:13.620	8		66.41	53.173
2	1	C	Roger ROWE		RWR	7:13.812	8	0.192	66.38	52.650
3	6	C	Roger WINDLEY		Genie	7:18.451	8	4.831	65.68	52.888
4	13	B	Graham CHAMBERS		A7 Ulster	7:57.609	8	43.989	60.30	58.231
5	10	B	Nick HAYWARD-COOK		A7 Monoposto	8:00.163	8	46.543	59.98	58.283
6	32	B	David WHETTON		Austin Mouse Racer	8:11.967	8	58.347	58.54	59.787
7	44	B	Terry BROWN		Speedex Silverstone	7:23.699	7	1 LAP	56.79	1:01.408
8	14	B	Mike GILBERT		Austin 7 Special	7:34.414	7	1 LAP	55.45	1:02.839
9	26	B	Keith WHITBY		Austin 7 Special	7:41.951	7	1 LAP	54.55	1:04.021
10	5	B	Derek JONES		Speedex 750 Special	7:44.756	7	1 LAP	54.22	1:03.600
NOT CLASSIFIED										
12	C	Colin WILLMOTT		DNC		1:53.641	2	D.N.F.	63.35	52.326
FASTEST LAP										
12	C	Colin WILLMOTT		DNC		52.326	2	68.79mph	110.72kph	
13	B	Graham CHAMBERS		A7 Ulster		58.231	2	61.82mph	99.49kph	

Bright/Dry

MST sports timing

Lydden Hill  
Circuit Length = 1.0000 miles.  
Start: 16:23

Clerk of Course:

Stewards:

Timekeeper:

**Demon Tweeks/Yokohama/CCC Stock Hatch  
Provisional Results Race 12**

POS	NO	CL	NAME	NAT	ENTRY	TIME	LAPS	GAP	MPH	BEST
1	2		Paul TAYLOR		Peugeot 205 GTi	6:02.861	7		69.44	50.877
2	60		Craig SHEPHERD		Ford Fiesta XR2	6:05.383	7	2.522	68.96	51.113
3	6		Andy BURGESS		Suzuki Swift GTi	6:09.029	7	6.168	68.28	51.368
4	17		Simon TYRRELL		Suzuki Swift GTi	6:13.286	7	10.425	67.50	51.863
5	25		Pete MORGAN		Ford Fiesta XR2	6:13.547	7	10.686	67.46	52.012
6	24		Tony SCARLETT		Peugeot 106 SXi	6:13.786	7	10.925	67.41	51.615
7	9		Paul SHEEHAN		Peugeot 205 GTi	6:14.810	7	11.949	67.23	51.889
8	11		Sean STANWAY		Ford Fiesta XR2	6:15.174	7	12.313	67.16	52.118
9	8		Steve GORDON		Peugeot 106 XSi	6:15.384	7	12.523	67.13	51.981
10	98		Anthony RIDD		Suzuki Swift GTi	6:15.553	7	12.692	67.10	52.172
11	15		Darren BLUMSON		Peugeot 205 GTi	6:16.788	7	13.927	66.88	52.168
12	92		Paul McMILLAN		Citroen Saxo	6:17.198	7	14.337	66.80	51.949
13	5		Gordon MACMILLAN		Peugeot 205 GTi	6:19.370	7	16.509	66.42	52.376
14	13		James WARNER		Ford Fiesta XR2	6:19.693	7	16.832	66.36	52.342
15	19		Matthew LEWIS		Ford Fiesta XR2	6:20.121	7	17.260	66.29	52.302
16	68		Tony TAYLOR		Peugeot 205 GTi	6:21.895	7	19.034	65.98	52.383
17	14		Mark DAVIES		Peugeot 205 GTi	6:22.778	7	19.917	65.83	52.372
18	10		Glenn STOKES		Peugeot 106	6:23.158	7	20.297	65.76	52.442
19	37		Christopher BETTIS		Vauxhall Nova GSi	6:23.550	7	20.689	65.70	52.808
20	30		Carl TOWNEND		Peugeot 205 GTi	6:23.868	7	21.007	65.64	52.733
21	81		Matthew PERKS		Ford Fiesta XR2	6:24.607	7	21.746	65.52	52.881

**FASTEST LAP**

2 Paul TAYLOR Peugeot 205 GTi 50.877 3 70.75mph 113.87kph

Cloudy/Dry

MST sports timing

Lydden Hill  
Circuit Length = 1.0000 miles.  
Start: 17:15

Clerk of Course:

Stewards:

Timekeeper:



# Demon Tweeks/Yokohama/CCC Stock Hatch

## Provisional Results Race 13

POS	NO	CL	NAME	NAT	ENTRY	TIME	LAPS	GAP	MPH	BEST
1	37		Christopher BETTIS		Vauxhall Nova GSi	13:21.058	15		67.41	52.552
2	81		Matthew PERKS		Ford Fiesta XR2	13:30.886	15	9.828	66.59	53.026
3	101		Richard KINGSNORTH		Peugeot 205 GTi	13:31.859	15	10.801	66.51	53.272
4	47		Dave BALDING		Ford Fiesta XR2	13:38.442	15	17.384	65.97	52.259
5	67		Mark ALDEN		Ford Fiesta XR2	13:40.290	15	19.232	65.83	53.185
6	76		Simon HARVEY		Peugeot 205 GTi	13:43.076	15	22.018	65.60	53.110
7	55		Tony HEADLAND		Ford Fiesta XR2	13:44.467	15	23.409	65.49	53.206
8	39		Ben HALL		Ford Fiesta XR2	13:45.458	15	24.400	65.41	52.673
9	91		Steven GROOM		Peugeot 205 GTi	13:48.147	15	27.089	65.20	53.579
10	46		Angus LOCK		Peugeot 205 GTi	13:49.582	15	28.524	65.09	53.649
11	78		Charles COZENS		Peugeot 1.4 XSi	13:50.052	15	28.994	65.05	53.453
12	99		Jonathan HOPPER		Peugeot 205 GTi	13:50.494	15	29.436	65.02	53.841
13	77		Wayne BAILEY		Peugeot 205 GTi	13:51.028	15	29.970	64.98	53.905
14	27		Richard WARNER		Ford Fiesta XR2	14:00.546	15	39.488	64.24	54.113
15	64		Peter HANDS		Ford Fiesta XR2	14:01.168	15	40.110	64.19	54.300
16	40		John WAPLES		Ford Fiesta XR2i	14:01.726	15	40.668	64.15	53.387
17	94		David LEVERTON		Ford Fiesta XR2	14:07.846	15	46.788	63.69	54.844

### NOT CLASSIFIED

32			Daniel ADDERLEY		Peugeot 205 GTi	4:34.202	5	D.N.F.	65.64	53.336
56			Jim MUSKER		Ford Fiesta XR2	4:47.585	5	D.N.F.	62.59	54.074

### FASTEST LAP

47			Dave BALDING		Ford Fiesta XR2	52.259	9	68.88mph	110.86kph	
----	--	--	--------------	--	-----------------	--------	---	----------	-----------	--

Non-starters: 28 & 83

MST sports timing

Lydden Hill  
Circuit Length = 1.0000 miles.  
Start: 13:41

Clerk of Course:

*Dave Balding* 1502

Stewards:

Timekeeper:

*[Signature]*

# 750 Motor Club 750 Trophy Provisional Results Race 14

POS	NO	CL	NAME	NAT	ENTRY	TIME	LAPS	GAP	MPH	BEST
1	6	C	Roger WINDLEY		Genie	7:12.425	8		66.60	52.781
2	12	C	Colin WILLMOTT		DNC	7:12.505	8	0.080	66.58	51.779
3	7	C	Don RAWSON		Rawson Special	7:14.866	8	2.441	66.22	53.013
4	13	B	Graham CHAMBERS		A7 Ulster	7:51.977	8	39.552	61.02	57.798
5	10	B	Nick HAYWARD-COOK		A7 Monoposto	7:52.462	8	40.037	60.95	57.593
6	14	B	Mike GILBERT		Austin 7 Special	7:23.120	7	1 LAP	56.86	1:01.679
7	32	B	David WHETTON		Austin Mouse Racer	7:24.177	7	1 LAP	56.73	1:01.015
8	26	B	Keith WHITBY		Austin 7 Special	7:26.148	7	1 LAP	56.48	1:01.724
9	5	B	Derek JONES		Speedex 750 Special	7:39.722	7	1 LAP	54.81	1:03.970

### FASTEST LAP

12	C	Colin WILLMOTT	DNC	51.779	5	69.52mph	111.89kph
10	B	Nick HAYWARD-COOK	A7 Monoposto	57.593	7	62.50mph	100.59kph

Non-starter: 44  
Bright/Dry

MST sports timing

Lydden Hill  
Circuit Length = 1.0000 miles.  
Start: 13:59

Clerk of Course:

*Derek Jones 1302*

www.mstworld.com

Stewards:

Timekeeper:

*[Signature]*

Issued - 14:07 Sunday, 16 September 2001

# Demon Tweeks/Yokohama/CCC Hot Hatch Provisional Results Race 15

POS	NO	CL	NAME	NAT	ENTRY	TIME	LAPS	GAP	MPH	BEST
1	50	B	John HAMMERSLEY		Peugeot 205 GTi	9:05.801	11		72.55	48.823
2	51	B	Simon HILL		Peugeot 205 GTi	9:06.953	11	1.152	72.40	48.786
3	22	B	Andy FELLO		Ford Fiesta XR2	9:11.444	11	5.643	71.81	49.050
4	32	B	Adrian LOWES		Ford Escort XR3	9:11.834	11	6.033	71.76	49.171
5	15	C	Darren BLUMSON		Vauxhall Astra GTE	9:12.810	11	7.009	71.63	49.329
6	14	B	Martyn CULLEY		Ford Fiesta XR2	9:13.408	11	7.607	71.55	49.131
7	21	B	Glyn CARTWRIGHT		Ford Fiesta XR2	9:15.951	11	10.150	71.22	49.400
8	6	A	Mark CUNNINGHAM		Citroen AX GT	9:16.560	11	10.759	71.15	49.410
9	80	B	Mark HAMMERSLEY		Ford Fiesta XR2	9:17.095	11	11.294	71.08	49.218
10	41	B	Barrie CULLEY		Ford Fiesta XR2	9:17.382	11	11.581	71.04	49.420
11	88	A	Steve POLLEY		Toyota Starlet	9:23.951	11	18.150	70.21	49.787
12	60	A	Lee REYNOLDS		Citroen AX GTi	9:24.611	11	18.810	70.13	49.955
13	55	C	Steve HORNER		Ford Fiesta RS 1800	9:33.155	11	27.354	69.09	50.665
14	84	A	Mark BUSH		Rover Metro GTi	9:42.753	11	36.952	67.95	50.186
15	52	A	John WAPLES		Citroen AX GT	9:43.574	11	37.773	67.85	51.555
16	35	A	Keith PIPER		Vauxhall Corsa SRi	9:48.638	11	42.837	67.27	52.052

### NOT CLASSIFIED

43	B	Martin RUTHERFORD		Ford Fiesta XR2	6:39.579	8	D.N.F.	72.07	48.921
----	---	-------------------	--	-----------------	----------	---	--------	-------	--------

### FASTEST LAP

51	B	Simon HILL		Peugeot 205 GTi	48.786	6	73.79mph	118.75kph
15	C	Darren BLUMSON		Vauxhall Astra GTE	49.329	2	72.97mph	117.44kph
6	A	Mark CUNNINGHAM		Citroen AX GT	49.410	4	72.86mph	117.25kph

Non-starters: 31 & 44  
No 82 excluded - O.1.1.6 - Careless Driving

MST sports timing

Lydden Hill  
Circuit Length = 1.0000 miles.  
Start 14:12

Clerk of Course:

Stewards:

Timekeeper:

# 750 Motor Club Locost Provisional Results Race 16

POS	NO	CL	NAME	NAT	ENTRY	TIME	LAPS	GAP	MPH	BEST
1	44		William MITCHAM		Locost	10:17.782	12		69.92	50.672
2	53		Mike SAUNDERS		Locost	10:23.479	12	5.697	69.28	50.740
3	35		Royce GREY		Locost	10:32.277	12	14.495	68.32	51.343
4	36		Darryl BECKWITH		Locost	10:32.599	12	14.817	68.29	51.376
5	9		Malcolm MITTON		Locost	10:32.875	12	15.093	68.26	51.571
6	12		Andrew CRAPNELL		Locost	10:33.519	12	15.737	68.19	51.491
7	96		Tim GRAY		Locost	10:33.715	12	15.933	68.16	51.528
8	55		Rodney GILDERSLEEVEES		Locost	10:42.183	12	24.401	67.27	52.544
9	27		Alex HUGHES		Locost	10:42.455	12	24.673	67.24	52.340
10	73		Ged SIDNELL		Locost	10:49.507	12	31.725	66.51	52.640
11	66		Keith O'BRIEN		Locost	10:49.932	12	32.150	66.46	52.435
12	33		Glenn BOYER		Locost	10:54.026	12	36.244	66.05	52.916
NOT CLASSIFIED										
7			Adam WILKINSON		Locost	5:22.531	6	D.N.F.	66.97	52.210
FASTEST LAP										
44			William MITCHAM		Locost	50.672	7	71.04mph		114.33kph

Non-starters: 38 & 41

MST sports timing

Lydden Hill  
Circuit Length = 1.0000 miles.  
Start: 14:52

Clerk of Course: 

Stewards: 

Timekeeper: 

# Autoscribe Formula 750

## Provisional Results Race 17

POS	NO	CL	NAME	NAT	ENTRY	TIME	LAPS	GAP	MPH	BEST
1	2		Pete KNIPE		DNC F750	9:14.815	12		77.86	45.287
2	4		Peter BOVE		Darvi 88/P	9:15.264	12	0.449	77.80	45.221
3	0		Mick HARRIS		Darvi 877	9:22.045	12	7.230	76.86	45.690
4	1		Antony RAINE		Centaur Mk16	9:31.750	12	16.935	75.55	46.769
5	3		Bob SIMPSON		SS Reliant	9:40.115	12	25.300	74.46	46.346
6	16	B	Paul MORRIS		Darvi 92J	9:48.207	12	33.392	73.44	47.388
7	43		Dick HARVEY		Darvi - 91D	9:49.036	12	34.221	73.34	47.667
8	30		Peter SLEIGHT		Darvi Mk5	9:54.772	12	39.957	72.63	48.612
9	50		Rodney HILL		Mystic T4/21	9:56.069	12	41.254	72.47	48.412
10	11	B	Andrew LAKE		Darvi Mk5B	9:16.933	11	1 LAP	71.10	49.049
11	27	B	Sue BUXTON		Darvi Mk5/97	9:21.812	11	1 LAP	70.48	49.537
12	33	B	Lee BURNHAM		Centaur Mk20	9:24.492	11	1 LAP	70.15	49.756
13	24	B	Dick HARTLE		Ingham 3 GT	9:23.174	10	2 LAPS	63.92	54.990
14	47	B	Jon SIDEBOTHAM		Hague 79	9:24.273	10	2 LAPS	63.79	53.524
NOT CLASSIFIED										
42	B		Martin KEMP		Darvi Mk6	4:17.626	5	D.N.F.	69.86	48.093
FASTEST LAP										
4			Peter BOVE		Darvi 88/P	45.221	8	79.60mph	128.11kph	
16	B		Paul MORRIS		Darvi 92J	47.388	9	75.96mph	122.25kph	

Non-starters: 34, 41 & 49  
Bright/Dry

Lydden Hill  
Circuit Length = 1.0000 miles.  
Start: 15:12

MST sports timing

Clerk of Course:

*Dail E Lee* 1536

Stewards:

Timekeeper:

*[Signature]*

# Austin 7 Triple Challenge

## Provisional Results Race 18

POS	NO	CL	NAME	NAT	ENTRY	TIME	LAPS	GAP	MPH	BEST
1	15		Jeremy FLANN		Austin Supersports	7:48.273	8		61.50	57.222
2	99		John BENNETT		Worden	7:54.509	8	6.236	60.69	56.793
3	10		Nick HAYWARD-COOK		Austin 7 Monoposto	7:55.281	8	7.008	60.59	57.525
4	13		Graham CHAMBERS		Austin 7 Ulster	7:56.520	8	8.247	60.43	56.347
5	44		John SKEAVINGTON		Austin Ulster	8:01.617	8	13.344	59.79	58.701
6	7		Don RAWSON		D & S Special	8:03.554	8	15.281	59.55	58.247
7	1		Glynn HOBBS		Austin 7 Special	8:11.831	8	23.558	58.55	59.278
8	14		Mike GILBERT		Austin 7 Special	8:16.627	8	28.354	57.99	1:00.355
9	32		David WHETTON		Austin Mouse Racer	8:19.371	8	31.098	57.67	1:00.356
10	27		Paul LAWRENCE		Austin 7 Single Sea	8:19.968	8	31.695	57.60	1:00.416
11	31		Tim MYALL		Austin 7 Special	8:22.764	8	34.491	57.28	1:00.663
12	8		Richard ASHFORD		Austin Ulster	8:30.878	8	42.605	56.37	1:01.797
13	26		Steve WHITBY		Austin 7 Special	8:41.089	8	52.816	55.26	1:03.047
14	18		Geoffrey BRANDON		Austin 7 Sports Spe	8:00.059	7	1 LAP	52.49	1:05.188
15	12		Nick ALLEN		Ulster Replica	8:04.194	7	1 LAP	52.04	1:06.713
16	11		A FRAYLING-CORK		Austin Special	8:04.821	7	1 LAP	51.97	1:07.138

### NOT CLASSIFIED

3	Iain HURWOOD	Austin Ulster Speci	0	D.N.F.	N/A
5	Roger ROWE	ANCO	0	D.N.F.	N/A

### FASTEST LAP

13	Graham CHAMBERS	Austin 7 Ulster	56.347	4	63.89mph	102.82kph
----	-----------------	-----------------	--------	---	----------	-----------

Non-starter: 36  
Bright/Dry

MST sports timing

Lydden Hill  
Circuit Length = 1.0000 miles.  
Start: 15:28

Clerk of Course:

Stewards:

Timekeeper:

**KELSport/Club Lotus Roadsports**  
**Provisional Results Race 19**

POS	NO	CL	NAME	NAT	ENTRY	TIME	LAPS	GAP	MPH	BEST
1	29	C	Keith AHLERS		Morgan +8	11:58.602	15		75.14	46.970
2	8	C	Cliff FINN		Ginetta G4	12:01.370	15	2.768	74.85	46.939
3	52	C	Clive BAILEY		Porsche 911	12:08.658	15	10.056	74.10	47.771
4	23	B	Stephen OLIVER		Lotus Elise	12:09.698	15	11.096	74.00	47.322
5	61	C	Stuart JEFCOATE		Porsche 911 Carrera	12:16.558	15	17.956	73.31	47.782
6	11	C	Mal DAVISON		Porsche 993	12:19.313	15	20.711	73.04	47.514
7	99	C	Alex LIVESLEY		Jensen Healey	12:25.224	15	26.622	72.46	48.286
8	77	C	Robbie WATTS		Renault Spider	12:30.409	15	31.807	71.96	49.078
9	47	C	Stephen MONK		Porsche 911SC	12:44.247	15	45.645	70.65	49.399
10	9	A	Pete RICHARDS		Clan Crusader	12:32.486	14	1 LAP	66.97	52.232
11	34	A	John MORGAN		Ginetta G15	12:06.388	13	2 LAPS	64.42	54.330
12	81	C	Mike COOK		Porsche 924	12:15.829	13	2 LAPS	63.60	52.476

**FASTEST LAP**

8	C	Cliff FINN	Ginetta G4	46.939	12	76.69mph	123.42kph
23	B	Stephen OLIVER	Lotus Elise	47.322	8	76.07mph	122.43kph
9	A	Pete RICHARDS	Clan Crusader	52.232	13	68.92mph	110.92kph

Non-starters: 25 & 32  
 No 11 includes 10 seconds penalty for jump start.

Weather/Track: Bright/Dry

MST sports timing

Lydden Hill  
 Circuit Length = 1.0000 miles.  
 Start: 15:41

Clerk of Course:

*David Fox 1038*

Stewards:

Timekeeper:

# Roadgoing Bike Engined Series

## Provisional Results Race 20

POS	NO	CL	NAME	NAT	ENTRY	TIME	LAPS	GAP	MPH	BEST
1	15	A	Andy CHARLSLEY		Fisher Fury	11:23.828	15		78.96	44.692
2	24	B	Martin BROOKS		Westfield Megablade	11:25.390	15	1.562	78.78	44.904
3	35	B	Alistair MASSARELLA		Fisher Fury	11:33.963	15	10.135	77.81	45.216
4	9	A	Jonathan WRIGHT		Westfield Megabusa	11:38.463	15	14.635	77.31	45.500
5	77	B	Warwick BARNES		Fisher Fury	11:47.478	15	23.650	76.32	45.327
6	37	A	Andrew HUXTABLE		Westfield Megabird	11:51.104	15	27.276	75.93	46.475
7	5	B	Matthew ROWE		Westfield Blade	12:00.882	15	37.054	74.90	45.167
8	19	B	Stuart MANNING		Sylva Phoenix	11:37.438	14	1 LAP	72.26	48.079
9	27	B	Alan McPHERSON		Formula 27	11:51.838	14	1 LAP	70.80	49.594
10	41	B	John STEWART		Stuart Taylor Locob	12:07.677	14	1 LAP	69.26	50.212
11	8	B	Tim BURROWS		Fisher Fury Spider	11:33.463	13	2 LAPS	67.48	51.313

### NOT CLASSIFIED

3	B	Ian JOHNSON		Fisher Fury	7:17.832	9	D.N.F.	74.00	47.148
4	B	Peter HURST		Locoblade	6:27.567	8	D.N.F.	74.31	46.755

### FASTEST LAP

15	A	Andy CHARLSLEY		Fisher Fury	44.692	13	80.55mph	129.63kph
24	B	Martin BROOKS		Westfield Megablade	44.904	11	80.17mph	129.02kph

Bright/Dry

MST sports timing

Lydden Hill  
Circuit Length = 1.0000 miles.  
Start: 15:58

Clerk of Course:

*D. J. ... 1640*

Stewards:

Timekeeper:



# Demon Tweeks/Yokohama/CCC Stock Hatch

## Provisional Results Race 21

POS	NO	CL	NAME	NAT	ENTRY	TIME	LAPS	GAP	MPH	BEST
1	14		Mark DAVIES		Peugeot 205 GTi	13:09.609	15		68.38	51.639
2	5		Gordon MACMILLAN		Peugeot 205 GTi	13:13.319	15	3.710	68.06	52.095
3	10		Glenn STOKES		Peugeot 106	13:17.660	15	8.051	67.69	52.239
4	13		James WARNER		Ford Fiesta XR2	13:22.019	15	12.410	67.33	52.252
5	20		Steve WRIGHT		Peugeot 205 GTi	13:22.787	15	13.178	67.26	52.412
6	68		Tony TAYLOR		Peugeot 205 GTi	13:23.096	15	13.487	67.24	52.711
7	61		Leslie OTT		Ford Fiesta XR2i	13:26.034	15	16.425	66.99	52.609
8	65		Terry ROUGHTON		Peugeot 205 GTi	13:26.738	15	17.129	66.93	52.676
9	23		Paul TIBBS		Ford Fiesta XR2	13:27.197	15	17.588	66.89	52.377
10	37		Christopher BETTIS		Vauxhall Nova GSi	13:27.912	15	18.303	66.83	52.376
11	81		Matthew PERKS		Ford Fiesta XR2	13:29.050	15	19.441	66.74	52.689
12	72		Clifford PELLIN		Ford Fiesta XR2	13:33.859	15	24.250	66.35	52.746
13	76		Simon HARVEY		Peugeot 205 GTi	13:35.403	15	25.794	66.22	52.930
14	96		Gareth WRIGHT		Ford Fiesta XR2	13:36.865	15	27.256	66.10	52.964
15	47		Dave BALDING		Ford Fiesta XR2	13:39.966	15	30.357	65.85	52.503
16	38		Phillip BECKER		Ford Fiesta XR2i	13:40.542	15	30.933	65.81	52.483
17	101		Richard KINGSNORTH		Peugeot 205 GTi	13:41.305	15	31.696	65.74	52.905
18	79		Gary PARKES		Ford Fiesta XR2	13:41.772	15	32.163	65.71	52.553
19	67		Mark ALDEN		Ford Fiesta XR2	13:42.396	15	32.787	65.66	53.172
20	55		Tony HEADLAND		Ford Fiesta XR2	13:42.622	15	33.013	65.64	53.285
21	34		Chris BALL		Ford Fiesta XR2	13:16.616	14	1 LAP	63.26	52.324

### FASTEST LAP

14	Mark DAVIES	Peugeot 205 GTi	51.639	5	69.71mph	112.19kph
----	-------------	-----------------	--------	---	----------	-----------

Cloudy/Dry

MST sports timing

Lydden Hill  
Circuit Length = 1.0000 miles.  
Start: 16:17

Clerk of Course:

*Dave F KC 1712*

Stewards:

Timekeeper:

*[Signature]*

# 750 Motor Club Locost Provisional Results Race 22

POS	NO	CL	NAME	NAT	ENTRY	TIME	LAPS	GAP	MPH	BEST
1	31		Alex JULLIEN		Locost	10:42.867	12		67.19	52.799
2	8		Darren BANKS		Locost	10:52.332	12	9.465	66.22	52.386
3	26		Danny CASSAR		Locost	11:02.165	12	19.298	65.24	53.057
4	18		Philip O'HALLORAN		Locost	11:04.811	12	21.944	64.98	53.706
5	51		Helen SAUNDERS		Locost	11:11.566	12	28.699	64.32	54.622
6	11		Paul CRANKSHAW		Locost	11:11.766	12	28.899	64.30	53.857
7	21		Mark BENTON		Locost	11:25.527	12	42.660	63.01	55.713
8	22		Ivan THOMAS		Locost	11:27.957	12	45.090	62.79	55.417
9	34		Ian GIBSON		Locost	10:51.670	11	1 LAP	60.76	56.075
NOT CLASSIFIED										
68			Tom BALLENTYNE		Locost	4:55.264	5	D.N.F.	60.96	55.678
FASTEST LAP										
8			Darren BANKS		Locost	52.386	6	68.72mph		110.59kph

Non-starters: 13, 24, 69 & 87  
Bright/Dry

Clerk of Course:



www.mstworld.com

MST sports timing

Stewards:

Lydden Hill  
Circuit Length = 1.0000 miles.  
Start: 16:36

Timekeeper:



Issued - 16:47 Sunday, 16 September 2001

**Autoscribe Formula 750  
Provisional Results Race 23**

POS	NO	CL	NAME	NAT	ENTRY	TIME	LAPS	GAP	MPH	BEST
1	4		Peter BOVE		Darvi 88/P	9:19.926	12		77.15	45.925
2	3		Bob SIMPSON		SS Reliant	9:21.586	12	1.660	76.92	45.565
3	0		Mick HARRIS		Darvi 877	9:28.130	12	8.204	76.03	46.346
4	16	B	Paul MORRIS		Darvi 92J	9:51.122	12	31.196	73.08	47.811
5	43		Dick HARVEY		Darvi - 91D	9:51.331	12	31.405	73.05	47.847
6	11	B	Andrew LAKE		Darvi Mk5B	10:00.664	12	40.738	71.92	48.758
7	50		Rodney HILL		Mystic T4/21	10:01.080	12	41.154	71.87	48.590
8	27	B	Sue BUXTON		Darvi Mk5/97	10:21.855	12	1:01.929	69.47	48.882
9	30		Peter SLEIGHT		Darvi Mk5	9:21.696	11	1 LAP	70.50	49.349
10	33	B	Lee BURNHAM		Centaur Mk20	9:21.989	11	1 LAP	70.46	49.271
11	47	B	Jon SIDEBOTHAM		Hague 79	9:48.922	11	1 LAP	67.24	50.720

**NOT CLASSIFIED**

1			Antony RAINE		Centaur Mk16	6:35.993	8	D.N.F.	72.72	47.525
34	B		Dave HEAVER		TSR Marrow	5:12.509	6	D.N.F.	69.11	50.101
24	B		Dick HARTLE		Ingham 3 GT	5:34.479	6	D.N.F.	64.57	54.084
42	B		Martin KEMP		Darvi Mk6	1:48.859	2	D.N.F.	66.14	50.546

**FASTEST LAP**

3			Bob SIMPSON		SS Reliant	45.565	9	79.00mph	127.15kph	
16	B		Paul MORRIS		Darvi 92J	47.811	2	75.29mph	121.17kph	

Bright/Dry

Clerk of Course:

*[Signature]*  
17.25

MST sports timing

Stewards:

www.mstworld.com

Lydden Hill  
Circuit Length = 1.0000 miles.  
Start: 16:53

Timekeeper:

*[Signature]*

Issued - 17:05 Sunday, 16 September 2001

# Demon Tweeks/Yokohama/CCC Stock Hatch Provisional Results Race 24

POS	NO	CL	NAME	NAT	ENTRY	TIME	LAPS	GAP	MPH	BEST
1	2		Paul TAYLOR		Peugeot 205 GTi	9:30.575	11		69.40	51.008
2	60		Craig SHEPHERD		Ford Fiesta XR2	9:33.951	11	3.376	68.99	51.165
3	6		Andy BURGESS		Suzuki Swift GTi	9:35.039	11	4.464	68.86	51.539
4	24		Tony SCARLETT		Peugeot 106 SXi	9:35.938	11	5.363	68.75	51.507
5	9		Paul SHEEHAN		Peugeot 205 GTi	9:36.490	11	5.915	68.69	51.492
6	25		Pete MORGAN		Ford Fiesta XR2	9:40.102	11	9.527	68.26	51.359
7	8		Steve GORDON		Peugeot 106 XSi	9:44.345	11	13.770	67.76	51.839
8	17		Simon TYRRELL		Suzuki Swift GTi	9:46.630	11	16.055	67.50	52.126
9	12		Matthew POTTER		Peugeot 205 GTi	9:48.871	11	18.296	67.24	52.442
10	15		Darren BLUMSON		Peugeot 205 GTi	9:49.731	11	19.156	67.14	52.034
11	14		Mark DAVIES		Peugeot 205 GTi	9:49.821	11	19.246	67.13	52.182
12	33		Daniel NEIL		Peugeot 205 GTi	9:50.869	11	20.294	67.02	52.425
13	5		Gordon MACMILLAN		Peugeot 205 GTi	9:51.256	11	20.681	66.97	52.044
14	30		Carl TOWNEND		Peugeot 205 GTi	9:51.326	11	20.751	66.96	52.348
15	10		Glenn STOKES		Peugeot 106	9:51.499	11	20.924	66.94	51.772
16	22		Hilary HOWLETT		Peugeot 106 XSi	9:52.545	11	21.970	66.83	52.152
17	19		Matthew LEWIS		Ford Fiesta XR2	9:53.009	11	22.434	66.77	52.202
18	20		Steve WRIGHT		Peugeot 205 GTi	9:56.217	11	25.642	66.41	52.645
19	68		Tony TAYLOR		Peugeot 205 GTi	9:56.662	11	26.087	66.36	52.682
20	13		James WARNER		Ford Fiesta XR2	9:56.782	11	26.207	66.35	52.765

FASTEST LAP

2	Paul TAYLOR	Peugeot 205 GTi	51.008	2	70.57mph	113.58kph
---	-------------	-----------------	--------	---	----------	-----------



Non-starter: 11  
No 92 excluded by Clerk of the course

www.mstworld.com

MST sports timing



Lydden Hill  
Circuit Length = 1.0000 miles.  
Start: 17:13

Issued - 17:59 Sunday, 16 September 2001