

CHAMPIONSHIP CAR RACES



OFFICIAL PROGRAMME

MALLORY PARK *March 11th* **£2.00**



This meeting is held under the General Regulations of the MSA (incorporating the provisions of the International Sporting Code of the FIA) and the Supplementary Regulations, Final Instructions and any written instructions which the Organisers issue for the race meeting. MSA Permit No: TBA

TIMETABLE of EVENTS

(all times are approximate)

	<u>PRACTICE</u>	<u>TIME</u>
Locost Championship - Session 1		9.30
Locost Championship - Session 2		9.55
Demon Tweaks/Yokohama/CCC Hot Hatch Championship		10.15
750 MC Sports 2000 Championship		10.50
Club Lotus/Kelsports Roadsports Championship		11.15
microshop Formula 4 Championship		11.35
grg.com Kit Car Championship class A		12.00
Historic Formula Junior Championship		12.25
grg.com Kit Car Championship classes B + C		12.45
	<u>RACES</u>	
1: Locost Championship - Heat		2.00
2: Demon Tweaks/Yokohama/CCC Hot Hatch Championship		2.25
3: 750 MC Sports 2000 Championship		2.50
4: Club Lotus/Kelsports Roadsports Championship		3.15
5: Locost Championship - Final		3.40
6: microshop Formula 4 Championship		4.05
7: grg.com Kit Car Championship class A		4.30
8: Historic Formula Junior Championship		4.55
9: grg.com Kit Car Championship classes B + C		5.20

The organisers reserve the right, with the permission of the Stewards of the Meeting and/or the Clerk of Course, to change the order in which events are run and to postpone, cancel or abandon the meeting or any part thereof.



RACE MEETING OFFICIALS

MSA STEWARD

TBA

CLERKS OF COURSE

R.Adaway F.Blann

DEPUTY CLERKS

J.Floyd D.Brice

DRIVING STANDARDS

OBSERVERS

K.Messer

CLUB STEWARDS

V.Ayres A.Jones

TIMEKEEPERS

T.Stevens (Chief) A.Stevens

D.Butcher F.Baxter

A.Preston A.Bilverstone

A.Hancock

SCRUTINEERS

D.F.D.Smith (Chief) D.Lovie

J.Atkinson D.Edwards

S.Ford C.Baker

I.Brocklesby H.Fisher

INCIDENT OFFICER

A.Bennett

CHIEF MARSHAL

P.Harding

CHIEF OBSERVER

P. Stenning

CHIEF MEDICAL OFFICER

RACE RESCUE UNIT

750 Motor Club

COMMENTATOR

A.Hyde M.Pye

SECRETARY OF THE MEETING

Robin Knight

MARSHALS

750 Motor Club
BMRMC & friends

RECOVERY

Barrie Mills

Races 1/5**15 Laps****750 Motor Club Locost Championship**

No	DRIVER	CAR DETAILS	CCS	HOMETOWN	CLUB
1	David Garthwaite	Locost	1300	Hull	750
5	Stewart Lyddall	Locost	1300	Walton On Thames	750
6	Niki Baxter	Locost	1300	Belper	750
7	Adam Wilkinson	Locost	1300	Royston	750
8	Darren Banks	Locost	1300	Honiton	750
9	Malcolm Mitton	Locost	1300	Little Staughton	750
13	Chris James	Locost	1300	Sonning Common	750
14	Ian Collins	Locost	1300	Bevere	750
15	Richard Cartledge	Locost	1300	Fangfoss	750
16	Steven Taylor	Locost	1300	Ware	750
18	Philip O' Halloran	Locost	1300	Hersham	750
20	Tony Cherrington	Locost	1300	Melksham	750
21	Mark Benton	Locost	1300	Farnham Royal	750
23	Janet Sherry	Locost	1300	Twickenham	750
24	Gordon Dobson	Locost	1300	Biggin Hill	750
25	Dominic O' Donnell	Locost	1300	Wirral	750
26	Danny Cassar	Locost	1300	East Ham	750
27	Alex Hughes	Locost	1300	Hindhead	750
29	John Suckling	Locost	1300	Nr Keighley	750
30	Barnaby Guest	Locost	1300	Bedford	750
31	Alex Jullien	Locost	1300	Wickford	750

Due to the high level of Locost entries today, there will be a heat and a final. Those listed on this page will be in the 1st practice session, those on the next page will be in the 2nd session. From the combined times of those two practice sessions, the slowest 28 go into Race 1 (the Heat) and the remainder go straight into Race 5 (the Final). Any spaces left at the back of that grid will be filled by the top finishers in Race 1.

The 750 Motor Club Locost Championship was started as a series in 1999 and is being promoted by the 750 Motor Club to encourage newcomers to construct and race a car built to a standard specification, very much in line with the 'ethos' of the Club. The 'Locost' was originally designed by Ron Champion, a teacher at Oundle School in Peterborough, as a project for his technology pupils. Such was the success that over 50 have been constructed within the school, a very popular book has been published and it is yet another of the 750 Motor Club's formulae aimed squarely at getting people involved in Motorsport.

Race 1/5**15 Laps****750 Motor Club Locost Championship**

NO	DRIVER	CAR DETAILS	CCS	HOMETOWN	CLUB
33	Glenn Boyer	Locost	1300	Westonzoyland	750
34	Ian Gibson	Locost	1300	Braintree	750
35	Royce Grey	Locost	1300	Alresford	750
36	Darryl Beckwith	Locost	1300	Saunderton	750
37	Kevin Lucas	Locost	1300	Ilkeston	750
38	Steve Kimber	Locost	1300	Brentwood	750
40	William Rouillier	Locost	1300	Blandford Forum	750
41	Brett Townsend	Locost	1300	Leamington Spa	750
44	William Mitcham	Locost	1300	Bury St Edmunds	750
47	John O' Halloran	Locost	1300	Golcar	750
48	Ian McLaughlin	Locost	1300	Worksop	750
49	Mark Crankshaw	Locost	1300	Cambridge	750
53	Mike Saunders	Locost	1300	Landrake	750
55	Rodney Gildersleeves	Locost	1300	Sudbury	750
69	John Ballentyne	Locost	1300	Colchester	750
72	James Grantham	Locost	1300	Hopton	750
77	Brian Turvey	Locost	1300	Old Harlow	750
87	Alan Yearley	Locost	1300	Bow	750
96	Tim Gray	Locost	1300	Trowell	750
99	Adrian Pickering	Locost	1300	Abingdon	750

The 750 Motor Club Locost Championship was started in 1999 and is being promoted by the 750 Motor Club to encourage newcomers to construct and race a car built to a standard specification, very much in line with the 'ethos' of the Club. The 'Locost' was originally designed by Ron Champion, a teacher at Oundle School in Peterborough, as a project for his technology pupils. Such was the success that over 50 have been constructed within the school, a very popular book has been published and it is yet another of the 750 Motor Club's formulae aimed squarely at getting people involved in Motorsport.

Race 2

15 Laps

Demon Tweeks/Yokohama/CCC Hot Hatch Championship

NO	CLS	DRIVER	CAR DETAILS	CCS	HOMETOWN	CLUB
6	A	Mark Cunningham	Citroen AX GT	1400	Southwater	750
8	B	Richard Walmsley	Peugeot 205 GTi	1600	Dewsbury	750
10	A	Tim Purslow	Vauxhall Nova SRi	1398	Wellesbourne	750
14	B	Martyn Culley	Fiesta XR2	1600	Andover	750
22	B	Andy Fells	Fiesta XR2	1600	Basildon	750
25	B	Geoff Bluff	Vauxhall Nova GTE	1600	Sheffield	750
26	B	Jason Marino	Fiesta XR2	1600	Finchampstead	750
31	B	Lewis Williams	Fiesta XR2	1600	Guildford	750
32	B	Adrian Lowes	Escot XR3	1600	Horsham	750
33	B	Richard Kingsnorth	Peugeot 205 GTi	1600	Colchester	750
41	B	Barrie Culley	Fiesta XR2	1600	Basingstoke	750
43	B	Martin Rutherford	Fiesta XR2	1600	Harrow	750
50	B	John Hammersley	Peugeot 205 GTi	1600	Stone	750
52	A	John Waples	Citroen AX GT	1360	Crawley	750
55	C	Steve Horner	Fiesta RS 1800	1800	Buckingham	750
59	A	Craig Abraham	Rover Metro GTi	1400	Wellingborough	750
60	A	Lee Reynolds	Citroen AX GTi	1360	Church Stretton	750
76	B	Rob Minns	Fiesta XR2	1600	Bromley	750
77	B	Steve Powlesland	Peugeot 205 GTi	1580	Eastleigh	750
80	B	Mark Hammersley	Fiesta XR2	1600	Stafford	750
81	C	Jay Frost	Renault Clio	1780	Canvey Island	750
82	B	Guy Foulger	Citroen Saxo VTR	1600	Sapcote	750
84	A	Mark Bush	Rover Metro GTi	1400	Milton Keynes	750
86	B	Paul Horton	Fiesta	1600	Chandlers Ford	750
88	A	Steve Polley	Toyota Starlet	1290	Heathfield	750

Demon Tweeks, Yokohama tyres and Cars & Car Conversions Magazine are the main sponsors for this year's Hot Hatch Championship which attracts a wide range of popular hatchback cars of up to 2000cc. Cars are allowed engine and suspension modifications, standard pattern brakes and all must use the Yokohama A032R 'control' tyre. This together with a weight penalty for leading cars ensures close racing without excessive budgets.

Race 3

20 Laps

750 MC Sports 2000 Championship

No	DRIVER	CAR DETAILS	CCS	HOMETOWN	CLUB
1	David Pegley	Lola T86-90	2000	Wisborough Green	750
3	Richard Atkinson	Nemesis RME 97/98	2000	Shirley	750
4	Mike Fry	Brytec Bullet	1000	Manchester	750
6	Nick Barnett	Lola T86/90	2000	Ashford	750
24	Ian Whiteside	GRM2	1052	Bugbrooke	750
26	Howard Watkins	Mallock Mk30	2000	Walsgrave	750
42	Simon Leighton	Radical 1100	1100	Staines	750
46	Neil Burroughs	Willy Rose Paradigm	1052	Hook	750
77	Graham Onion	Phantom P94	2000	Hixon	750
81	Brian Simpson	Radical 1100	1100	Ilkeston	750
99	Phil Grinsell	Radical Clubsport	1100	Sutton Coldfield	750

The 750 Motor Club Sports 2000 Championship is for front or rear engined two seater sports racing cars using a wide variety of engines (Ford Zetec, 1700cc Ford Xflow, Ford YAC, Ford 'Pinto', Vauxhall 1.6v 2 litre, Rover 1600 'K' series and production motorcycle engines of up to 146 bhp). Cars may be converted Sports 200, Clubmans, Vauxhall Supersports or other proprietary makes, plus purpose-built specials. To help even-out performance differences there are minimum weights for each category and the top three in each race will be awarded ballast for future races.

Race 4

15 Laps

Roadsports Championship

NO	CLS	DRIVER	CAR DETAILS	CCS	HOMETOWN	CLUB
5	B	Dean Lanzante	Lotus Elise	1800	Farnham	750
6	C	Martin Hope	Renault Spider	2000	Alton	750
7	B	Stephen Mc Intosh	Lotus Elise	1796	Southfields	750
8	C	Cliff Finn	Ginetta G4	1998	East Molesey	750
9	A	Pete Richards	Clan Crusader	998	March	750
11	C	Mal Davison	Porsche 993	3600T	Tamworth	750
13	C	Chris Acklam	Morgan +8	3900	Ashford	750
18	A	Kevin Ginger	Triumph Spitfire	1296	West Grinstead	750
21	B	Patrick Smith	TVR Tasmin	2792	Barnsley	750
22	A	Steve Jay	Clan Crusader	998	Bury	750
23	B	Stephen Oliver	Lotus Elise	1800	Ely	750
26	C	Andrew Shelley	Porsche 996	3387	Nunmonkton	750
27	C	Chris Varey	Porsche 968CS Turbo	2500T	Cirencester	750
29	C	Keith Ahlers	Morgan +8	4554	Trinity	750
30	C	Richard Corbett	Lotus Elise	1800	Leominster	750
32	A	Howard Jones	Ginetta G4	1300	Bedford	750
33	A	Rob Moody	Turner MkII	1340	Norwich	750
35	A	Roy Adams	Ginetta G15	998	Abingdon	750
66	C	John Reed	Renault Spider	1998	Great Bardfield	750
77	C	Robbie Watts	Renault Spider	2000	Westcliff On Sea	750

The Roadsports Championship is the most varied and competitive sports car category in the country, attracting cars from five decades, over ten different manufacturers and has in excess of 110 eligible models of sports cars currently listed. With three carefully chosen class structures to ensure close competition for everyone, even cars from one-make series will find a place with more interesting competition. All cars must run on road legal tyres, but considerable engine tuning and modifications to suspension and brakes are permitted.

Race 6

15 Laps

microshop Formula 4 Championship

NO	CLS	DRIVER	CAR DETAILS	CCS	HOMETOWN	CLUB
3	A	Erwin Smiech	Reynard SF86	1600	Lincoln	750
6	D	John Moore	Forest MOT VD95	1800	Sandhurst	750
8	D	John Miller	Van Diemen RF97	1800	Bourne	750
9	B	Julie Clark	Van Diemen RF82	2000	Chesham	750
11	A	Chris Kite	ERM	1600	Bracknell	750
16	A	Damon Bland	Van Diemen RF86	1600	Manchester	750
17	A	Ray Gardner	Van Diemen RF86	1600	Sible Hedingham	750
18	D	John Griffiths	Swift SC97	1800	Frampton Cotterell	750
20	D	Matt Hall	Van Diemen 96	1800	Papworth Everard	750
21	A	Andy Schulz	Chevron B67	1600	Harrow	750
23	D	Matthew Payne	Van Diemen	1800	Eastwood	750
26	D	Barry Pomfret	Van Diemen RF98	1800	Bletchley	750
27	D	David Blyth	Vector MG97	1800	Wavendon Gate	750
28	D	Kevin Hall	Van Diemen	1800	Papworth Everard	750
38	D	Steve Taylor	Van Diemen RF96	1800	Swavesey	750
40	A	David Longstaff			Misterton	750
45	C	Trevor Arkell	Royale RP27	2000	Lilbourne	750
53	A	Terry Reeves	Magnum F498/01	1600	Warley	750
67	D	Simon Kinsey	Van Diemen RF97	1800	Holmes Chapel	750
70	A	Ewen Sergison	Sergison Mk1	1600	Armthorpe	750
71	A	Jack Sergison	Highlander	1600	Doncaster	750
88	B	Mike Whatley	Van Diemen RF82	2000	Hepworth	750
91	A	David Healey	Delta T92	1600	Norton	750

The 750 Motor Club Formula 4 Championship provides the technical sophistication of slicks and wings in an affordable single seater championship. Class A allows any design of chassis and caters for the designer/constructor as well as for cars converted from F3, FFord, FF2000 and Formula Renault; all must use the 1600 CVH Ford engine. Class B is for FF2000 cars built prior to October 1983, class C for pre Dec '80, running to the former FF2000 regulations and Class D, sponsored by **microshop**, sees pre 1999 Formula Ford Zetec cars.

Race 7**grg.com****15 Laps**

kitcar championship

No	CLS	DRIVER	CAR DETAILS	CCS	HOMETOWN	CLUB
13	A	Paul - André Blundell	Westfield SE	1690	Sulis Meadows	750
21	A	Clive Turner	Autotune Gemini	3000	Sandiacre	750
30	A	Patrick Mcdermott	Westfield SE	1700	Wolverhampton	750
35	A	Trevor Atkinson	Dutton Phaeton	3500	Kendal	750
37	A	David Robinson	Sylva Striker	1998	Rotherfield	750
41	A	Steve Owen	Sylva Clubman	1660	Rippenden	750
51	A	Tony Absolom	Sylva Striker	1700	Reading	750
55	A	Andrew Ward	Sylva Striker	1700	Kettering	750
60	A	Andy Sterling	Dax Rush	3600	Brackenhurst	750
75	A	Matthew Lewis	Eldon Roadster	3528	Woking	750
77	A	Mark Owen	Sylva Striker Mk3	1600	Welwyn Garden City	750
78	A	Ken Lewins	Dutton Leggera	3500	Chesterfield	750
81	A	Simon Parkinson	Stuart Taylor Locost	1610	Melbourne	750
82	A	Dan Compton	Sylva Mk2	1700	London	750
84	A	Christopher Brown	Westfield SE	1700	London	750
88	A	Bryan Healey	Sylva Phoenix	1660	Poynton	750

The Kit Car Championship, sponsored by The Grass Roots Group PLC, is for road legal front-engined Kit Cars. The engine regulations allow considerable freedom whilst there are limitations on the design of rear suspension and transmission. There are three classes, A - up to 1660cc, B - 1661 to 3500cc and class C - 1800 Ford Zetec.

Race 8

15 Laps

Historic Formula Junior Championship

NO	CLS	DRIVER	CAR DETAILS	CCS	HOMETOWN	CLUB
4	FJ1	Derek Walker	Terrier Mk IV	1100	Hale	AMOC
7	FJ1	Duncan Rabagliati	Alexis HF1	998	Wimbledon	FJA
29	FJ1	William Grimshaw	Gemini MkII	1098	Rossendale	FJA
32	FJ1	John Monson	Elva 300	998	Beverley	HSCC
33	D	David Furnell	500	500	Hemel Hempstead	FJA
36	FJ1	Clive Wilson	Cooper T56	1071	Ullingswick	AMOC
40	FJ1	Andrew Bradshaw	Lotus 18	1100	Caldicot	FJA
51	FJ2	Michael Hibberd	Lotus 20	1098	Slough	FJA
55	FJ2	Len Selby	Cooper T56	1098	Soulbury	AMOC
56	FJ2	Peter Jackson	Cooper T56	1098	Dibden Purlieu	AMOC
59	FJ2	Robin Longdon	Lola Mk5A	1100	Cranage	AMOC
62	FJ2	Simon Armer	Cooper T56	1100	Headington	AMOC
65	FJ2	Michael Schryver	Lotus 22	1098	Capel	HSCC
70	FJ2	Bob Birrell	Brabham BT6	1098	Fridaythorpe	AMOC
71	FJ2	Marcus Mussa	Lotus 22	1098	Monaco	AMOC
76	FJ2	Michael Waller	Lotus 22	1098	Baughurst	750
81	FJ2	Paul Dudley	Lotus 22	1098	Witney	FJA
84	FJ2	Mark Woodhouse	Lotus 20/22	1098	Bromsgrove	FJA
88	FJ2	Vanessa Mason	Lotus Formula Junior	997	Chichester	FJ
89	FJ2	Peter Harris	Lotus 22	1100	Edenbridge	FJA

Race 9**grg.com****15 Laps**

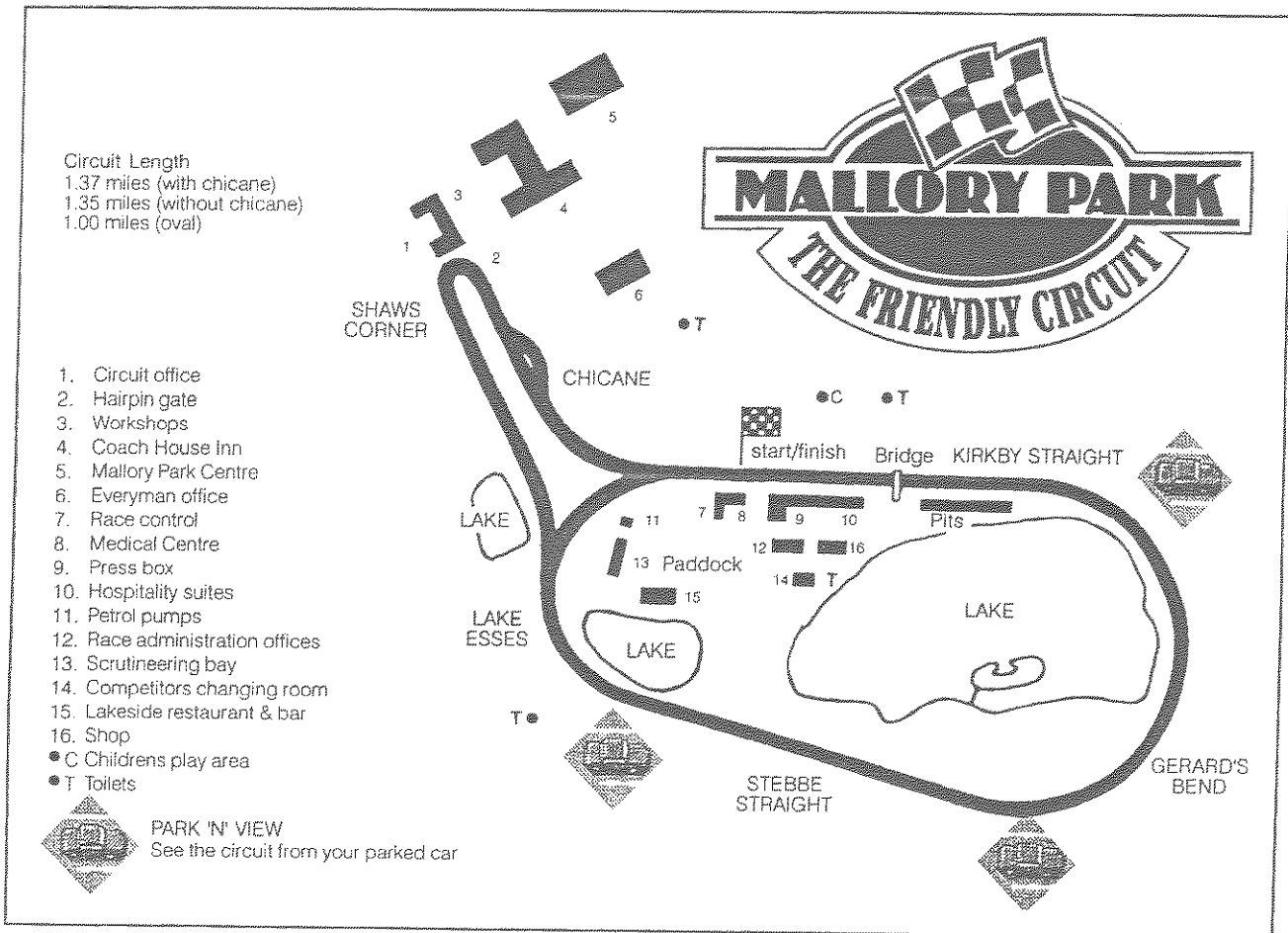
kitcar championship

NO	CLS	DRIVER	CAR DETAILS	CCS	HOMETOWN	CLUB
4	B	Jonathan White	Sylva Striker	1640	Frome	750
5	C	Nigel Brown	Leader 400	1800	Great Barr	750
7	C	Jonathan Edwards	Westfield SE	1800	Studley	750
11	C	Andrew Owen	Sylva Phoenix	1800	Welwyn Garden City	750
15	C	Simon Childs	Sylva Phoenix	1800	Nether Heyford	750
17	C	Dave Devine	Sylva Phoenix	1800	Ashington	750
19	B	Martin Smith	Procomp LA Gold	1640	Warley	750
20	B	Robert Putnam	Procomp LA Gold	1600	Warley	750
25	C	Jonathan Barnett	Sylva Phoenix	1800	Putney	750
26	B	Peter Rowney	Westfield SEi	1660	Stafford	750
27	B	David Chapman	Sylva Phoenix	1600	Diss	750
31	C	Richard Daw	Procomp LA Gold	1800	Preston Bissett	750
36	B	Dave Walker	Procomp LA Gold	1600	London	750
46	C	Brian Dean	Sylva Striker Mk2	1800	Leicester	750
52	C	Graham Stephenson	Quantum Xtreme	1800	Wordsley	750
72	C	Lesley Hudson	Sylva Phoenix	1800	Litchborough	750
73	B	Martin Stewart	Sylva Phoenix	1598	Dartford	750
85	B	Paul Evans	Sylva Phoenix	1660	Plympton St Maurice	750
90	C	Tony Southgate	Sylva Phoenix	1800	Rothersthorpe	750
98	B	Matthew Morris	Westfield SE	1588	Leatherhead	750
99	C	Edward Hasler	Westfield SEiW	1800	London	750

The Kit Car Championship, sponsored by The Grass Roots Group PLC, is for road legal front-engined Kit Cars. The engine regulations allow considerable freedom whilst there are limitations on the design of rear suspension and transmission. There are three classes, A - up to 1660 cc, B - 1661 to 3500cc and class C - 1800 Ford Zetec.

Mallory Park Circuit Lap Records

Formula	Class	Name	Time	Speed	Date
750 Formula		P. Myatt	0:52.2	93.10	27/10/91
750 Trophy	A	M.Roper	1:09.14	70.29	06/08/00
	B	D.Whetton	1:08.85	70.58	06/08/00
	C	TBE	-	-	-
	D	R.Rowe	0:59.63	81.50	06/08/00
	E	K.Horan	1:04.11	75.80	06/08/00
Sports 2000		R. Gilmour	0:47.02	103.36	01/06/97
Formula 4	A	R. Davis	0:46.15	105.30	07/05/89
	B	M. Wood	0:45.15	107.60	08/04/90
	C	G. Willcox	0:48.39	100.43	23/03/97
	D	TBE	-	-	-
Formula Vee		J. Clark	0:50.87	95.53	22/03/98
Kit Cars	A	A.Charsley	0:51.95	93.55	31/05/98
	B	A.Owen	0:53.29	91.19	31/05/98
	C	A.Owen	0:52.19	93.13	12/03/00
Roadsports	A	K. Ginger	0:55.43	87.67	31/05/98
	B	I. Jones	0:53.1	91.53	27/03/95
	C	M.Walklett	0:52.28	92.96	28/03/99
Caterhams	A	K.Dunn	0:49.96	97.27	28/03/99
	B	B. Ely	0:52.05	93.37	22/03/98
	C	A. Croft	0:53.62	90.63	22/03/98
Hot Hatch	A	A.Broom	0:55.59	87.42	22/03/98
	B	S. Taylor	0:55.10	88.20	22/03/98
	C	TBE	-	-	-
Locost		TBE	-	-	-
Stock Hatch		S.Powlesland	0:57.64	84.31	28/03/99



MALLORY PARK LAP SPEED TABLE - 1.35 MILES

M.SECONDS	.0	.1	.2	.3	.4	.5	.6	.7	.8	.9
0:40	121.50	121.20	120.90	120.60	120.30	120.00	119.70	119.41	119.21	118.83
0:41	118.54	118.25	117.96	117.68	117.39	117.11	116.83	116.55	116.27	115.99
0:42	115.71	115.44	115.17	114.89	114.62	114.35	114.08	113.82	113.55	113.29
0:43	113.02	112.76	112.50	112.24	111.98	111.72	111.47	111.21	110.96	110.71
0:44	110.45	110.20	109.95	109.71	109.46	109.21	108.97	108.72	108.48	108.24
0:45	108.00	107.76	107.52	107.28	107.05	106.81	106.58	106.35	106.011	105.88
0:46	105.65	105.42	105.19	04.97	104.74	104.52	104.29	104.07	103.85	103.62
0:47	103.40	103.18	102.97	102.75	102.53	102.32	102.10	101.89	101.67	101.46
0:48	101.25	101.04	100.83	100.62	100.41	100.21	100.00	99.79	99.59	99.39
0:49	99.18	98.98	98.78	98.58	98.38	98.18	97.99	97.79	97.59	97.39
0:50	97.20	97.01	96.81	96.62	96.43	96.24	96.05	95.86	95.67	95.48
0:51	95.29	95.11	94.92	94.74	94.55	94.37	94.19	94.00	93.82	93.64
0:52	93.46	93.28	93.10	92.93	92.75	92.57	92.40	92.22	92.05	91.87
0:53	91.70	91.53	91.35	91.18	91.01	90.84	90.67	90.50	90.33	90.17
0:54	90.00	89.83	89.67	89.50	89.34	89.17	89.01	88.85	88.69	88.52
0:55	88.36	88.20	88.04	87.88	87.73	87.57	87.41	87.25	87.10	86.94
0:56	86.79	86.63	86.48	86.32	86.17	86.02	85.87	85.71	85.56	85.41
0:57	85.26	85.11	84.97	84.82	84.67	84.52	84.38	84.23	84.08	83.94
0:58	83.79	83.65	83.51	83.36	83.22	83.08	82.94	82.79	82.65	82.51
0:59	82.37	82.23	82.09	81.96	81.82	81.68	81.54	81.41	81.27	81.14
1:00	81.00	80.87	80.73	80.60	80.46	80.33	80.20	80.07	79.93	79.80
1:01	79.67	79.54	79.41	79.28	79.15	79.02	78.90	78.77	78.64	78.51
1:02	78.39	78.26	78.14	78.01	77.88	77.76	77.64	77.51	77.39	77.27
1:03	77.14	77.02	76.90	76.78	76.66	76.54	76.42	76.30	76.18	76.06
1:04	75.95	75.82	75.70	75.58	75.47	75.35	75.23	75.12	75.00	74.88
1:05	74.77	74.65	74.54	74.43	74.31	74.20	74.09	73.97	73.86	73.75
1:06	73.64	73.52	73.41	73.30	73.19	73.08	72.97	72.86	72.75	72.65
1:07	72.54	72.43	72.32	72.21	72.11	72.00	71.89	71.79	71.68	71.58
1:08	71.47	71.37	71.26	71.16	71.05	70.95	70.85	70.74	70.64	70.54
1:09	70.43	70.33	70.23	70.13	70.03	69.93	69.83	69.73	69.63	69.53

Locost Championship - Heat Provisional Results for Race 1

POS	NO	CL	NAME	NAT	ENTRY	TIME	LAPS	GAP	MPH	BEST
1	9		Malcolm MITTON		Locost	15:24.959	15		78.81	1:00.102
2	53		Mike SAUNDERS		Locost	15:29.547	15	4.588	78.42	1:00.151
3	33		Glenn BOYER		Locost	15:31.681	15	6.722	78.24	1:00.271
4	30		Barnaby GUEST		Locost	15:34.332	15	9.373	78.02	59.854
5	35		Royce GREY		Locost	15:35.288	15	10.329	77.94	1:00.404
6	40		William ROUILLIER		Locost	15:35.744	15	10.785	77.90	59.289
7	25		Dominic O'DONNELL		Locost	15:36.544	15	11.585	77.83	1:00.520
8	77		Brian TURVEY		Locost	15:39.340	15	14.381	77.60	1:00.899
9	47		John O'HALLORAN		Locost	15:40.254	15	15.295	77.53	1:00.342
10	26		Danny CASSAR		Locost	15:53.595	15	28.636	76.44	1:01.381
11	14		Ian COLLINS		Locost	15:30.891	14	1 LAP	73.09	1:04.327
12	37		Kevin LUCAS		Locost	15:37.049	14	1 LAP	72.61	1:03.168
13	31		Alex JULLIEN		Locost	15:46.516	14	1 LAP	71.88	1:03.596
14	21		Mark BENTON		Locost	15:49.059	14	1 LAP	71.69	1:04.167
15	23		Janet SHERRY		Locost	16:02.447	14	1 LAP	70.69	1:05.864
16	6		Niki BAXTER		Locost	16:03.547	14	1 LAP	70.61	1:05.692
17	49		Mark CRANKSHAW		Locost	16:12.017	12	3 LAPS	59.99	1:01.625
NOT CLASSIFIED										
55			Rodney GILDERSLEEVES		Locost	13:36.528	13	D.N.F.	77.37	1:00.606
41			Brett TOWNSEND		Locost	9:17.226	9	D.N.F.	78.49	1:00.071
69			John BALLENTYNE		Locost	8:41.184	8	D.N.F.	74.59	1:01.329
34			Ian GIBSON		Locost	7:47.625	7	D.N.F.	72.75	1:01.023
48			Ian McLAUGHLIN		Locost	4:02.173	3	D.N.F.	60.20	1:16.210
15			Richard CARTLEDGE		Locost	4:14.216	3	D.N.F.	57.35	1:00.323
5			Stewart LYDDALL		Locost	4:17.158	3	D.N.F.	56.69	1:09.455
13			Chris JAMES		Locost		0	D.N.F.	N/A	
FASTEST LAP										
40			William ROUILLIER		Locost	59.289	9	81.97mph		131.92kph

Non-starters - 16, 18 & 29
Weather/Track: Cloudy/Dry

Clerk of Course:

www.mstworld.com

1542 Sec of Meeting

MST sports timing

Stewards:

Mallory Park
Circuit Length = 1.3500 miles.
Start: 13:58

Timekeeper:

Issued - 14:19 Sunday, 11 March 2001

Demon Tweeks/Yokohama/CCC Hot Hatch Provisional Results Race 2

POS	NO	CL	NAME	NAT	ENTRY	TIME	LAPS	GAP	MPH	BEST
1	50	B	John HAMMERSLEY		Peugeot 205 GTi	17:05.397	17		80.57	53.984
2	82	B	Guy FOULGER		Citroen Saxo VTR	17:05.895	17	0.498	80.53	53.841
3	51	B	Simon HILL		Peugeot 205 GTi	17:06.988	17	1.591	80.44	54.225
4	22	B	Andy FELLO		Fiesta XR2	17:08.636	17	3.239	80.32	54.509
5	80	B	Mark HAMMERSLEY		Fiesta XR2	17:13.855	17	8.458	79.91	55.475
6	81	C	Jay FROST		Renault Clio	17:14.427	17	9.030	79.87	55.564
7	26	B	Jason MARINO		Fiesta XR2	17:15.208	17	9.811	79.81	54.870
8	60	A	Lee REYNOLDS		Citroen AX GTi	17:16.816	17	11.419	79.68	55.603
9	43	B	Martin RUTHERFORD		Fiesta XR2	17:17.672	17	12.275	79.62	55.637
10	10	A	Tim PURSLOW		Vauxhall Nova SRI	17:19.197	17	13.800	79.50	55.824
11	9	B	Lol DYKE		Toyota Corolla GT	17:22.310	17	16.913	79.26	56.579
12	6	A	Mark CUNNINGHAM		Citroen AX GT	17:22.465	17	17.068	79.25	55.844
13	76	B	Rob MINNS		Fiesta XR2	17:23.044	17	17.647	79.21	55.856
14	25	B	Geoff BLUFF		Vauxhall Nova GTE	17:27.114	17	21.717	78.90	56.623
15	31	B	Lewis WILLIAMS		Fiesta XR2	17:32.863	17	27.466	78.47	56.754
16	59	A	Craig ABRHAM		Rover Metro GTi	17:29.730	16	1 LAP	74.07	58.495

NOT CLASSIFIED

86	B	Paul HORTON	Fiesta	15:20.324	15	D.N.F.	79.21	55.017
33	B	Richard KINGSNORTH	Peugeot 205 GTi	11:00.644	11	D.N.F.	80.92	56.869
8	B	Richard WALMSLEY	Peugeot 205 GTi	7:49.245	8	D.N.F.	82.85	56.493
84	A	Mark BUSH	Rover Metro GTi	7:49.626	8	D.N.F.	82.78	55.133
52	A	John WAPLES	Citroen AX GT	7:23.135	7	D.N.F.	76.77	1:00.811
77	B	Steve POWLESLAND	Peugeot 205 GTi	4:59.965	5	D.N.F.	81.00	57.209
14	B	Martyn CULLEY	Fiesta XR2	3:51.367	4	D.N.F.	84.02	55.412
85	B	Bernie BOWDEN	Vauxhall Nova GTE	4:05.346	4	D.N.F.	79.23	57.203
32	B	Adrian LOWES	Escort XR3	2:03.152	2	D.N.F.	78.92	56.951

FASTEST LAP

82	B	Guy FOULGER	Citroen Saxo VTR	53.841	6	90.27mph	145.27kph
84	A	Mark BUSH	Rover Metro GTi	55.133	6	88.15mph	141.86kph
81	C	Jay FROST	Renault Clio	55.564	17	87.47mph	140.76kph

All new lap records
Weather/Track: Cloudy/Dry

Clerk of Course:

www.mstworld.com

15.10

MST sports timing

Stewards:

15:06 hrs.

11.03.01

Mallory Park
Circuit Length = 1.3500 miles.
Start: 14:23

Timekeeper:

T. Sloman

Issued - 14:42 Sunday, 11 March 2001

750 Motor Club Sports 2000

Provisional Results Race 3

POS	NO	CL	NAME	NAT	ENTRY	TIME	LAPS	GAP	MPH	BEST
1	1		David PEGLEY		Lola T86-90	16:34.606	20		97.72	45.906
2	3		Richard ATKINSON		Nemesis RME 97/98	16:36.630	20	2.024	97.52	47.313
3	46		Neil BURROUGHS		Willy Rose Paradigm	16:55.686	20	21.080	95.69	48.565
4	81		Brian SIMPSON		Radical 1100	16:56.517	20	21.911	95.62	48.458
5	77		Graham ONION		Phantom P94	16:35.791	19	1 LAP	92.73	48.679
6	4		Mike FRY		Brytec Bullet	16:48.843	19	1 LAP	91.53	50.138
7	24		Ian WHITESIDE		GRM2	16:58.316	18	2 LAPS	85.90	51.768
NOT CLASSIFIED										
42			Simon LEIGHTON		Radical 1100	14:43.462	17	D.N.F.	93.51	49.891
99			Phil GRINSELL		Radical Clubsport	14:43.918	17	D.N.F.	93.47	50.076
26			Howard WATKINS		Mallock Mk30	7:36.861	9	D.N.F.	95.74	48.660
6			Nick BARNETT		Lola T86/90	3:20.125	4	D.N.F.	97.13	46.764
FASTEST LAP										
1			David PEGLEY		Lola T86-90	45.906	5	105.87mph	170.38kph	

New lap record
Weather/Track: Cloud the rain/Dry then damp


MST sports timing


Mallory Park
Circuit Length = 1.3500 miles.
Start: 15:00

Clerk of Course:

Stewards:

Timekeeper:

 15 90
www.mstworld.com


Issued - 15:19 Sunday, 11 March 2001

Club Lotus/Kelsport Roadsports

Provisional Results Race 4

POS	NO	CL	NAME	NAT	ENTRY	TIME	LAPS	GAP	MPH	BEST
1	29	C	Keith AHLERS		Morgan +8	13:50.014	15		87.83	52.384
2	11	C	Mai DAVISON		Porsche 993	13:56.792	15	6.778	87.11	52.749
3	26	C	Andrew SHELLEY		Porsche 996	14:14.700	15	24.686	85.29	55.359
4	5	B	Dean LANZANTE		Lotus Elise	14:23.944	15	33.930	84.38	55.735
5	7	B	Stephen McINTOSH		Lotus Elise	14:45.575	15	55.561	82.31	56.750
6	6	C	Martin HOPE		Renault Spider	14:45.864	15	55.850	82.29	56.114
7	77	C	Robbie WATTS		Renault Spider	14:46.015	15	56.001	82.27	56.723
8	23	B	Stephen OLIVER		Lotus Elise	13:57.593	14	1 LAP	81.23	56.735
9	13	C	Chris ACKLAM		Morgan +8	14:01.169	14	1 LAP	80.88	56.504
10	18	A	Kevin GINGER		Triumph Spitfire	14:24.994	14	1 LAP	78.66	58.609
11	33	A	Rob MOODY		Turner MkII	14:26.180	14	1 LAP	78.55	59.648
12	66	C	John REED		Renault Spider	14:26.623	14	1 LAP	78.51	58.152
13	30	C	Richard CORBETT		Lotus Elise	14:27.436	14	1 LAP	78.43	59.583
14	54	A	Paul MORGAN		Ginetta G15	14:42.979	14	1 LAP	77.05	59.523
15	38	A	Rob MORGAN		Ginetta G15	14:45.635	14	1 LAP	76.82	59.248
16	78	B	Paul FENTON		TVR Tasmin	14:05.898	13	2 LAPS	74.69	1:00.658
17	21	B	Patrick SMITH		TVR Tasmin	14:06.412	13	2 LAPS	74.64	1:00.584
18	32	A	Howard JONES		Ginetta G4	14:09.292	13	2 LAPS	74.39	1:01.150

FASTEST LAP

29	C	Keith AHLERS	Morgan +8	52.384	12	92.78mph	149.31kph
5	B	Dean LANZANTE	Lotus Elise	55.735	13	87.20mph	140.33kph
18	A	Kevin GINGER	Triumph Spitfire	58.609	10	82.92mph	133.45kph

Weather/Track: Cloudy/Damp

Clerk of Course:

Rad
16 00
www.mstworld.com

MST sports timing

Stewards:

Mallory Park
Circuit Length = 1.3500 miles.
Start: 15:33

Timekeeper:

T. Steven

Issued - 15:48 Sunday, 11 March 2001

750 Motor Club Locost Championship - Final Provisional Results Race 5

POS	NO	CL	NAME	NAT	ENTRY	TIME	LAPS	GAP	MPH	BEST
1	36		Darryl BECKWITH		Locost	14:49.656	15		81.94	57.944
2	1		David GARTHWAITE		Locost	14:50.234	15	0.578	81.88	57.880
3	8		Darren BANKS		Locost	15:12.615	15	22.959	79.88	59.213
4	9		Malcolm MITTON		Locost	15:26.973	15	37.317	78.64	59.590
5	30		Barnaby GUEST		Locost	15:27.213	15	37.557	78.62	59.139
6	96		Tim GRAY		Locost	15:29.898	15	40.242	78.39	1:00.282
7	38		Steve KIMBER		Locost	15:31.551	15	41.895	78.25	59.775
8	33		Glenn BOYER		Locost	15:37.859	15	48.203	77.73	1:00.572
9	35		Royce GREY		Locost	15:38.010	15	48.354	77.71	59.576
10	25		Dominic O'DONNELL		Locost	15:38.652	15	48.996	77.66	59.372
11	77		Brian TURVEY		Locost	15:44.036	15	54.380	77.22	1:00.154
12	99		Adrian PICKERING		Locost	15:50.355	15	1:00.699	76.70	1:00.189
13	20		Tony CHERRINGTON		Locost	14:54.947	14	1 LAP	76.02	1:00.949
14	26		Danny CASSAR		Locost	15:04.037	14	1 LAP	75.26	1:01.590
15	47		John O'HALLORAN		Locost	15:06.969	14	1 LAP	75.01	1:01.677
16	40		William ROUILLIER		Locost	15:07.467	14	1 LAP	74.97	59.918
17	37		Kevin LUCAS		Locost	15:08.006	14	1 LAP	74.93	1:02.495
18	14		Ian COLLINS		Locost	15:08.910	14	1 LAP	74.85	1:02.703
19	49		Mark CRANKSHAW		Locost	15:09.038	14	1 LAP	74.84	1:02.212
20	31		Alex JULLIEN		Locost	15:20.550	14	1 LAP	73.91	1:03.120
21	53		Mike SAUNDERS		Locost	15:30.116	14	1 LAP	73.15	1:00.203
22	23		Janet SHERRY		Locost	15:40.534	14	1 LAP	72.34	1:05.109
23	6		Niki BAXTER		Locost	15:45.369	14	1 LAP	71.97	1:04.361
						NOT CLASSIFIED				
7			Adam WILKINSON		Locost	7:03.902	7	D.N.F.	80.25	58.624
						FASTEST LAP				
1			David GARTHWAITE		Locost	57.880	15	83.97mph	135.13kph	

Non-starter - 21
Weather/Track: Cloudy/Damp

NEW LAP RECORD

1632 See of Meeting

MST sports timing

Mallory Park
Circuit Length = 1.3500 miles.
Start: 15:55

Clerk of Course:

Stewards:

Timekeeper:

www.mstworld.com

Issued - 16:12 Sunday, 11 March 2001

**microshop Formula 4
Provisional Results Race 6**

POS	NO	CL	NAME	NAT	ENTRY	TIME	LAPS	GAP	MPH	BEST
1	88	B	Mike WHATLEY		Van Diemen RF82	15:04.616	15		80.58	55.969
2	28	D	Kevin HALL		Van Diemen	15:08.774	15	4.158	80.21	56.918
3	21	A	Andy SCHULZ		Chevron B67	15:28.820	15	24.204	78.48	58.524
4	31	D	Ralph CRAMPTON		Van Diemen RF96	15:47.054	15	42.438	76.97	59.448
5	9	B	Julie CLARK		Van Diemen RF82	15:51.790	15	47.174	76.59	1:00.807
6	17	A	Ray GARDNER		Van Diemen RF86	16:05.028	15	1:00.412	75.54	1:02.098
7	3	A	Erwin SMIECH		Reynard SF86	16:05.331	15	1:00.715	75.51	1:01.901
8	26	D	Barry POMFRET		Van Diemen RF98	16:05.893	15	1:01.277	75.47	1:01.978
9	23	D	Matthew PAYNE		Van Diemen	16:06.242	15	1:01.626	75.44	1:00.485
10	42	D	David FRICKER		Van Diemen RF97	15:16.284	14	1 LAP	74.25	1:02.088
11	99	A	Charles ADRIAN		Van Diemen FR 93	15:19.026	14	1 LAP	74.03	1:02.305
12	45	C	Trevor ARKELL		Royale RP27	15:34.740	14	1 LAP	72.79	1:02.707
13	18	D	John GRIFFITHS		Swift SC97	15:47.956	14	1 LAP	71.77	1:02.525
14	20	D	Matt HALL		Van Diemen 96	15:56.237	14	1 LAP	71.15	1:01.838
15	53	A	Terry REEVES		Magnum F498/01	15:21.661	13	2 LAPS	68.55	1:03.218
16	40	A	David LONGSTAFF			15:32.687	13	2 LAPS	67.74	1:06.700
17	91	A	David HEALEY		Delta T92	16:07.251	13	2 LAPS	65.31	1:07.739

NOT CLASSIFIED

67	D	Simon KINSEY	Van Diemen RF97	12:46.162	12	D.N.F.	76.12	1:00.822
11	A	Chris KITE	ERM	12:48.576	12	D.N.F.	75.88	59.926
25	D	David BLYTH	Vector MG97	6:32.264	6	D.N.F.	74.33	1:02.054
70	A	Ewen SERGISON	Sergison Mk1	6:50.239	6	D.N.F.	71.08	1:03.212
71	A	Jock SERGISON	Highlander	3:31.482	3	D.N.F.	68.94	1:06.070
38	D	Steve TAYLOR	Van Diemen RF96	3:33.041	3	D.N.F.	68.43	1:06.725
6	D	John MOORE	Forest MOT VD95	2:11.926	2	D.N.F.	73.67	1:01.019
16	A	Damon BLAND	Van Diemen RF86	2:23.444	2	D.N.F.	67.76	1:10.048

FASTEST LAP

88	B	Mike WHATLEY	Van Diemen RF82	55.969	2	86.83mph	139.75kph
28	D	Kevin HALL	Van Diemen	56.918	2	85.39mph	137.42kph
21	A	Andy SCHULZ	Chevron B67	58.524	3	83.04mph	133.64kph
45	C	Trevor ARKELL	Royale RP27	1:02.707	2	77.50mph	124.73kph

No 25 - still requires white background
Weather/Track: Drizzle/Damp

17.30. AK
MST sports timing

Mallory Park
Circuit Length = 1.3500 miles.
Start: 16:32

Clerk of Course:

Stewards:

Timekeeper:

**grg.com Kit Cars - Class A
Provisional Results Race 7**

POS	NO	CL	NAME	NAT	ENTRY	TIME	LAPS	GAP	MPH	BEST
1	77	A	Mark OWEN		Sylva Striker Mk3	15:38.405	15		77.68	1:01.198
2	60	A	Andy STERLING		Dax Rush	15:38.657	15	0.252	77.66	1:01.140
3	41	A	Steve OWEN		Sylva Clubman	15:58.252	15	19.847	76.07	1:00.991
4	55	A	Andrew WARD		Sylva Striker	16:10.038	15	31.633	75.15	1:03.482
5	75	A	Matthew LEWIS		Eidon Roadster	16:11.008	15	32.603	75.07	1:02.848
6	51	A	Tony ABSOLOM		Sylva Striker	16:24.825	15	46.420	74.02	1:03.622
7	88	A	Bryan HEALEY		Sylva Phoenix	16:26.620	15	48.215	73.88	1:03.474
8	82	A	Dan COMPTON		Sylva Mk2	16:28.110	15	49.705	73.77	1:03.666
9	21	A	Clive TURNER		Autotune Gemini	16:29.065	15	50.660	73.70	1:03.934
10	84	A	Christopher BROWN		Westfield SE	16:29.546	15	51.141	73.67	1:03.889
11	78	A	Ken LEWINS		Dutton Leggera	15:39.421	14	1 LAP	72.42	1:04.343
12	35	A	Trevor ATKINSON		Dutton Phaeton	15:40.304	14	1 LAP	72.36	1:04.643
13	26	A	Peter ROWNEY		Westfield SEi	15:41.169	14	1 LAP	72.29	1:04.900
14	13	A	Paul-Andre BLUNDELL		Westfield SE	16:15.238	14	1 LAP	69.76	1:06.056
15	30	A	Patrick McDERMOTT		Westfield SE	16:25.645	14	1 LAP	69.03	1:07.416

FASTEST LAP					
41	A	Steve OWEN		Sylva Clubman	1:00.991 11 79.68mph 128.24kph

Non-starter - 81
Weather/Track: Cloudy/Damp

Clerk of Course:

www.mstworld.com

15.45.12

MST sports timing

Stewards:

Mallory Park
Circuit Length = 1.3500 miles.
Start: 16:57

Timekeeper:

C. Steven

Issued - 17:14 Sunday, 11 March 2001

Historic Formula Junior Provisional Results Race 8

POS	NO	CL	NAME	NAT	ENTRY	TIME	LAPS	GAP	MPH	BEST
1	62	FJ2	Simon ARMER		Cooper T56	15:44.497	15		77.18	1:00.800
2	81	FJ2	Paul DUDLEY		Lotus 22	15:58.894	15	14.397	76.02	1:02.724
3	84	FJ2	Mark WOODHOUSE		Lotus 20/22	15:59.997	15	15.500	75.93	1:01.427
4	70	FJ2	Bob BIRRELL		Brabham BT6	16:31.986	15	47.489	73.48	1:04.599
5	59	FJ2	Robin LONGDON		Lola Mk5A	16:01.634	14	1 LAP	70.75	1:01.937
6	7	FJ1	Duncan RABAGLIATI		Alexis HF1	16:26.717	14	1 LAP	68.95	1:07.315
7	29	FJ1	William GRIMSHAW		Gemini MkII	16:27.425	14	1 LAP	68.90	1:06.763
8	55	FJ2	Len SELBY		Cooper T56	16:46.498	14	1 LAP	67.60	1:08.342
9	32	FJ1	John MONSON		Elva 300	16:46.834	14	1 LAP	67.57	1:08.421
10	80	FJ2	Peter HARRIS		Lotus 22	15:58.787	13	2 LAPS	65.89	1:09.159
11	76	FJ2	Michael WALLER		Lotus 22	16:21.277	13	2 LAPS	64.38	1:11.485
12	56	FJ2	Peter JACKSON		Cooper T56	16:24.598	13	2 LAPS	64.16	1:11.538
13	88	FJ2	Vanessa MASON		Lotus Formula Junior	16:50.768	13	2 LAPS	62.50	1:13.918

NOT CLASSIFIED

71	FJ2	Marcus MUSSA		Lotus 22	11:07.617	10	D.N.F.	72.79	1:03.918
----	-----	--------------	--	----------	-----------	----	--------	-------	----------

FASTEST LAP

62	FJ2	Simon ARMER		Cooper T56	1:00.800	11	79.93mph	128.64kph
29	FJ1	William GRIMSHAW		Gemini MkII	1:06.763	13	72.79mph	117.15kph

Weather/Track: Bright/Damp

Clerk of Course:

www.mstworld.com

17:55 K.K.
MST sports timing

Stewards:

Mallory Park
Circuit Length = 1.3500 miles.
Start: 17:22

Timekeeper:

issued - 17:40 Sunday, 11 March 2001

grg.com Kit Cars - Class B & C
Provisional Results Raced 9


POS	NO	CL	NAME	NAT	ENTRY	TIME	LAPS	GAP	MPH	BEST
1	7	C	Jonathan EDWARDS		Westfield SE	9:58.201	10		81.24	57.528
2	4	B	Jonathan WHITE		Sylva Striker	9:58.573	10	0.372	81.19	57.029
3	11	C	Andrew OWEN		Sylva Phoenix	9:58.840	10	0.639	81.15	57.070
4	15	C	Simon CHILDS		Sylva Phoenix	9:59.511	10	1.310	81.06	57.137
5	19	B	Martin SMITH		Procomp LA Gold	10:00.576	10	2.375	80.92	57.189
6	73	B	Martin STEWART		Sylva Phoenix	10:04.929	10	6.728	80.34	57.188
7	25	C	Jonathan BARNETT		Sylva Phoenix	10:06.162	10	7.961	80.17	57.554
8	45	C	Brian DEAN		Sylva Striker Mk2	10:06.813	10	8.612	80.09	57.658
9	17	C	Dave DEVINE		Sylva Phoenix	10:07.148	10	8.947	80.04	57.701
10	49	C	Ian CREBA		Vindicator Sprint	10:20.640	10	22.439	78.30	58.826
11	72	C	Lesley HUDSON		Sylva Phoenix	10:20.996	10	22.795	78.26	58.725
12	27	B	David CHAPMAN		Sylva Phoenix	10:21.449	10	23.248	78.20	58.824
13	36	B	Dave WALKER		Procomp LA Gold	10:21.611	10	23.410	78.18	58.660
14	99	C	Edward HASLER		Westfield SEiW	10:22.972	10	24.771	78.01	59.752
15	31	C	Richard DAW		Procomp LA Gold	10:25.073	10	26.872	77.75	59.234
16	90	C	Tony SOUTHGATE		Sylva Phoenix	10:25.883	10	27.682	77.65	59.136
17	85	B	Paul EVANS		Sylva Phoenix	10:53.986	10	55.785	74.31	1:02.730
18	5	C	Nigel BROWN		Leader 400	10:55.191	10	56.990	74.17	1:03.122
19	20	B	Robert PUTNAM		Procomp LA Gold	10:55.940	10	57.739	74.09	1:01.150

FASTEST LAP

4	B	Jonathan WHITE	Sylva Striker	57.029	10	85.22mph	137.15kph
11	C	Andrew OWEN	Sylva Phoenix	57.070	10	85.16mph	137.05kph

Weather/Track: Bright/Damp

Clerk of Course


www.mstworld.com


18.00 hrs.
MST sports timing

Stewards:

18.00 hrs.
11.03.01

Mallory Park
Circuit Length = 1.3500 miles.
Start: 17:44

Timekeeper:


Issued - 17:55 Sunday, 11 March 2001