

CHAMPIONSHIP CAR RACES



OFFICIAL PROGRAMME

OULTON

April 21st

£2.00



This meeting is held under the General Regulations of the MSA (incorporating the provisions of the International Sporting Code of the FIA) and the Supplementary Regulations, Final Instructions and any written instructions which the Organisers issue for the race meeting. MSA Permit No: 6803.

APPROXIMATE TIMETABLE

Practice Sessions	Time
Locost	9.00
Stock Hatch - session A	9.25
Stock Hatch - session B	9.50
750 Formula	10.15
Formula 4	10.40
Hot Hatch	11.05
750 Trophy	11.30
Sports 2000	11.55
Races	
1: Locost	1.20
2: Stock Hatch - Heat	1.55
3: 750 Formula	2.25
4: Stock Hatch - Final	2.50
5: Formula 4	3.20
6: Hot Hatch	3.55
7: 750 Trophy	4.25
8: Sports 2000	4.55

The organisers reserve the right, with the permission of the Stewards of the Meeting and/or the Clerk of Course, to change the order in which events are run and to postpone, cancel or abandon the meeting or any part thereof.

**This meeting is promoted by
Octagon Motorsports Limited**

RACE MEETING OFFICIALS

MSA STEWARD

J.Watt

CLERKS OF COURSE

V.Ayres J.Smith

DEPUTY CLERKS

J.Floyd

DRIVING STANDARDS

OBSERVERS

CLUB STEWARDS

M.Topp K.Bennett

TIMEKEEPERS

T.Stevens (Chief) A.Stevens

J.Pover E.Evans

K.Allman D.Allman

SCRUTINEERS

D.F.D.Smith (Chief) D.Lovie

I.Brocklesby D.Baxter

J.Barlow S.Ford

J.Atkinson

INCIDENT OFFICER

A.Bennett

CHIEF MARSHAL

P.Harding

CHIEF OBSERVER

P. Stenning

CHIEF MEDICAL OFFICER

Dr.H.Davies

RACE RESCUE UNIT

750 Motor Club Phoenix

COMMENTATOR

R.Sproston M.Cookson

SECRETARY OF THE MEETING

Robin Knight

MARSHALS

750 Motor Club
BMRMC & friends

Oulton Park Circuit
Little Budworth, Cheshire. CW6 9BW
Tel: 01829 760301 Fax: 01829 760378

International Circuit Length: 2.769 miles (4.46 kms)
 with Chicane: 2.775 miles

Fosters Circuit Length: 1.654 miles (2.66 kms)

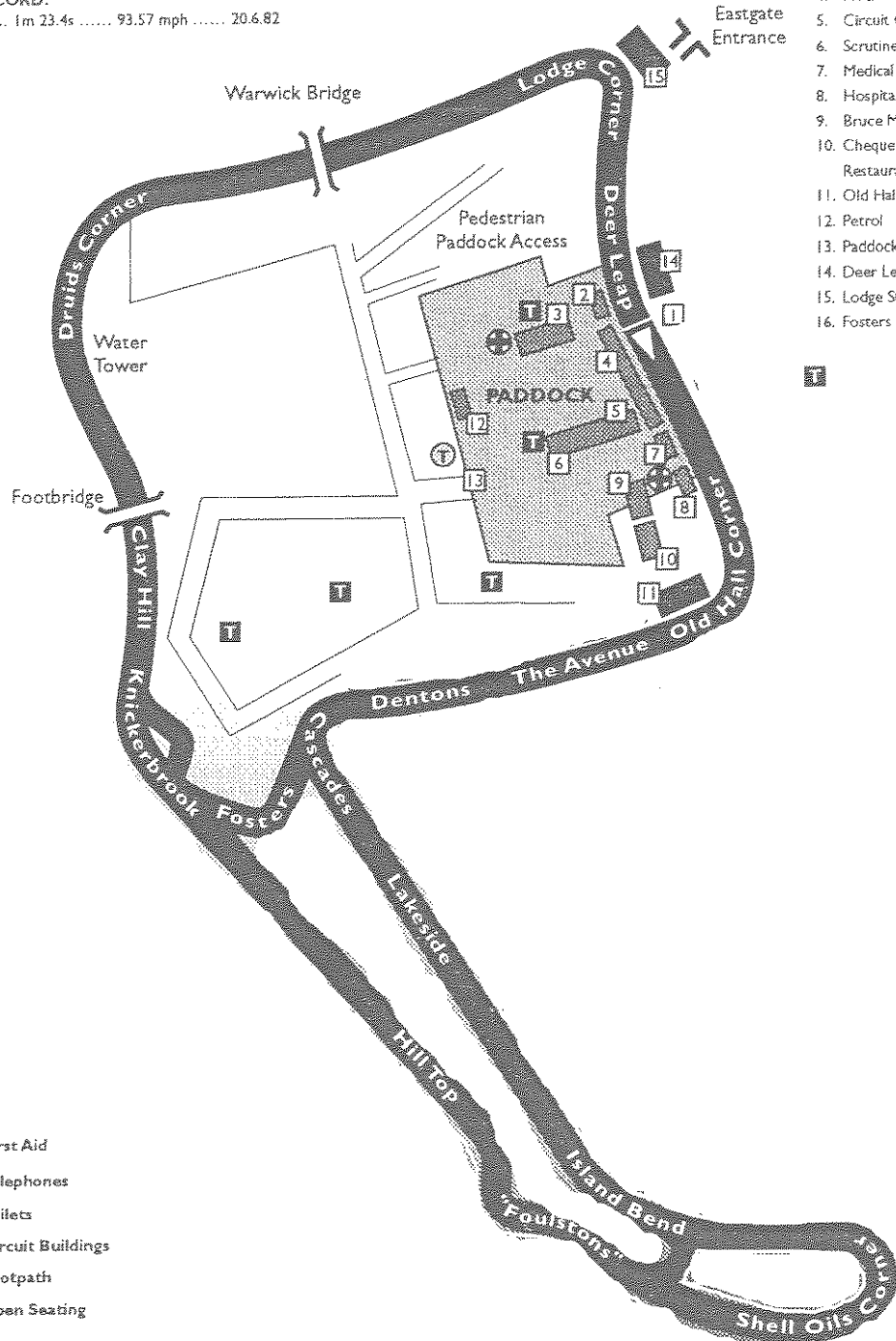
Island Circuit Length: 2.356 miles (3.81 kms)

OUTRIGHT LAP RECORD:

Enrique Mansilla (F3) 1m 23.4s 93.57 mph 20.6.82

KEY:

1. Start / Finish Line
2. Control Tower
3. Medical Centre
4. Pit Lane Garages
5. Circuit Offices
6. Scrutineering
7. Medical Centre
8. Hospitality
9. Bruce McLaren Cafeteria
10. Chequered Flag Bar & Restaurant
11. Old Hall Stand
12. Petrol
13. Paddock Entrance
14. Deer Leap Stand
15. Lodge Stand
16. Fosters Stand



- First Aid
- Telephones
- Toilets
- Circuit Buildings
- Footpath
- Open Seating

Race 1

12 Laps

750 Motor Club Locost Championship

NO	DRIVER	CAR DETAILS	CCS	HOMETOWN	CLUB
1	David Garthwaite	Locost	1300	Hull	750
5	Stewart Lyddall	Locost	1300	Walton On Thames	750
7	Adam Wilkinson	Locost	1300	Royston	750
8	Darren Banks	Locost	1300	Honiton	750
9	Malcolm Mitton	Locost	1300	Little Staughton	750
12	Andrew Crapnell	Locost	1300	Bradford On Avon	750
13	Chris James	Locost	1300	Sonning Common	750
14	Ian Collins	Locost	1300	Bevere	750
15	Richard Cartledge	Locost	1300	Fangfoss	750
16	Steven Taylor	Locost	1300	Ware	750
19	Erik Fairbairn	Locost	1300	Brentwood	750
20	Tony Cherrington	Locost	1300	Melksham	750
21	Mark Benton	Locost	1300	Farnham Royal	750
23	Janet Sherry	Locost	1300	Twickenham	750
25	Dominic O' Donnell	Locost	1300	Wirral	750
26	Danny Cassar	Locost	1300	East Ham	750
27	Alex Hughes	Locost	1300	Hindhead	750
28	Alex Eacock	Locost	1300	Redditch	750
29	John Suckling	Locost	1300	Nr Keighley	750
30	Barnaby Guest	Locost	1300	Bedford	750
33	Glenn Boyer	Locost	1300	Westonzoyland	750
35	Royce Grey	Locost	1300	Alresford	750
36	Darryl Beckwith	Locost	1300	Saunderton	750
37	Kevin Lucas	Locost	1300	Ilkeston	750
38	Steve Kimber	Locost	1300	Brentwood	750
41	Brett Townsend	Locost	1300	Leamington Spa	750
44	William Mitcham	Locost	1300	Bury St Edmunds	750
47	John O' Halloran	Locost	1300	Golcar	750
48	Ian McLaughlin	Locost	1300	Worksop	750
49	Mark Crankshaw	Locost	1300	Cambridge	750
51	Helen Saunders	Locost	1300	Landrake	750
53	Mike Saunders	Locost	1300	Landrake	750
72	James Grantham	Locost	1300	Hopton	750
81	Kevin Broughton	Locost	1300	Spalding	750
87	Alan Yearley	Locost	1300	Bow	750
90	Lee Rouillier	Locost	1300	Bicester	750
96	Tim Gray	Locost	1300	Trowell	750

Res 1

The 750 Motor Club Locost Championship was started in 1999 and is being promoted by the 750 Motor Club to encourage newcomers to construct and race a car built to a standard specification, very much in line with the 'ethos' of the Club. The 'Locost' was originally designed by Ron Champion, a teacher at Oundle School in Peterborough, as a project for his technology pupils. Such was the success that over 50 have been constructed within the school, a very popular book has been published and it is yet another of the 750 Motor Club's formulae aimed squarely at getting people involved in Motorsport.

Race 2/4

10 Laps

Demon Tweeks/Yokohama/CCC Stock Hatch Championship

No	DRIVER	CAR DETAILS	CCS	HOMETOWN	CLUB
2	Paul Taylor	Peugeot 205 GTi	1600	Great Amwell	750
3	Peter Featherstone	Peugeot 106 Rallye	1587	Goffs Oak	750
5	Gordon Macmillan	Peugeot 205 GTi	1580	Longworth	750
6	Andy Burgess	Suzuki Swift GTi	1300	Crawley	750
8	Steve Gordon	Peugeot 106 XSi	1600	Southampton	750
9	Paul Sheehan	Peugeot 205 GTi	1600	Caundon	750
10	Glenn Stokes	Peugeot 106	1600	Chafford Hundred	750
11	Sean Stanway	Fiesta XR2	1600	Chelmsford	750
12	Matthew Potter	Peugeot 205 GTi	1600	Iver	750
13	James Warner	Fiesta XR2	1600	Hassocks	750
14	Mark Davies	Peugeot 205 GTi	1600	Mirfield	750
15	Darren Blumson	Peugeot 205 GTi	1580	Reigate	750
17	Simon Tyrrell	Suzuki Swift GTi	1300	Folkestone	750
18	Roger Ebdon	Fiesta XR2	1600	Romsey	750
23	Paul Tibbs	Fiesta XR2	1600	Spalding	750
24	Tony Scarlett	Peugeot 106 SXi	1587	Scholes	750
25	Pete Morgan	Fiesta XR2	1600	Wrexham	750
28	Kevin Hatch	Fiesta XR2	1600	Salisbury	750
33	Daniel Neil	Peugeot 205 GTi	1600	Chigwell	750
38	Phillip Becker	Fiesta XR2i	1600	Henlow	750
43	Jason Watkins	Fiesta XR2	1600	Chelmsford	750
51	Simon Howton	Fiesta XR2	1598	Dartford	750
60	Craig Shepherd	Fiesta XR2	1600	Braintree	750
63	Patrick Grove	Peugeot 205 GTi	1600	Tewkesbury	750
65	Terry Roughton	Peugeot 205 GTi	1580	Wisbech	750
71	Darren Clayton	Fiesta XR2	1600	Clifton	750
76	Simon Harvey	Peugeot 205 GTi	1580	New Haw	750
82	Alan Thorndyke	Peugeot 205 GTi	1600	Stanford -le- Hope	750
91	Steven Groom	Peugeot 205 GTi	1600	Walkern	750
97	Andy Herring	Suzuki Swift GTi	1298	Wyndham	750

With 60 entries, there are two separate practice sessions; those above are in the 1st of those sessions, those on the next page are in the 2nd. From the combined times of those two sessions, the slowest 30 will go into Race 2, the remainder into Race 4. Should there be any spaces left on the back of the grid for Race 4 they will be filled by the top finishers in Race 2.

Demon Tweeks, Yokohama tyres & Cars & Car Conversions magazine are the main sponsors for the Stock Hatch Championship, which in its 4th year continues to be one of the most popular saloon car championships in the UK. The use of standard engine & gearbox, a 'control' Yokohama A539 tyre and a weight penalty for leading cars ensures close racing at very affordable cost.

Race 2/4

10 Laps

Demon Tweeks/Yokohama/CCC Stock Hatch Championship

NO	DRIVER	CAR DETAILS	CCS	HOMETOWN	CLUB
26	Stephen Ferns	Peugeot 205 GTi	1600	Harleston	750
27	Richard Warner	Fiesta XR2	1600	Northwich	750
29	John Rice	Fiesta XR2	1600	Keynsham	750
30	Carl Townend	Peugeot 205 GTi	1580	Ecclesfield	750
32	Daniel Adderley	Peugeot 205 GTi	1598	Witney	750
34	Chris Ball	Fiesta XR2	1600	Bournemouth	750
35	Andrew Thorpe	Fiesta XR2	1600	Ilkley	750
39	Rob Hall	Fiesta XR2	1600	Ingestre	750
41	Nigel Hunt	Peugeot 205 GTi	1600	Alvaston	750
44	Martin Rogers	Fiesta XR2	1600	Maidenhead	750
46	Angus Lock	Peugeot 205 GTi	1580	Middle Barton	750
50	Robert O' Boyle	Fiesta XR2	1600	Ilkeston	750
55	Tony Headland	Fiesta XR2	1600	Norwich	750
56	Jim Musker	Fiesta XR2	1600	Dodleston	750
61	Leslie Ott	Fiesta XR2i	1600	South Woodford	750
62	Andrew Miller	Fiesta XR2	1600	Tring	750
67	Mark Alden	Fiesta XR2	1600	Manchester	750
68	Tony Taylor	Peugeot 205 GTi	1580	Ware	750
70	Marc Emmett	Peugeot 205 GTi	1600	Bracknell	750
72	Clifford Pellin	Fiesta XR2	1600	Canvey Island	750
73	David Chinn	Fiesta XR2	1600	Southam	750
75	Simon Bowyer	Fiesta XR2	1597	Islington	750
79	Gary Parkes	Fiesta XR2	1597	Lincoln	750
81	Matthew Perks	Fiesta XR2	1600	Chelmsford	750
83	Ian Kay	Fiesta XR2	1600	Chelmsford	750
84	Marcus Gibson	Fiesta XR2	1600	Redditch	750
88	Ian Oakes	Vauxhall Nova GTE	1600	Bletchley	750
89	Nick Joyce	Fiesta XR2	1600	Wellesbourne	750
92	Paul McMillan	Peugeot 205 GTi	1600	Wisbech	750
95	Andrew Dunlop	Fiesta XR2	1597	Gorton	750
96	Gareth Wright	Fiesta XR2	1600	Wisbech	750

Demon Tweeks, Yokohama tyres & Cars & Car Conversions magazine are the main sponsors for the Stock Hatch Championship, which in its 4th year continues to be one of the most popular saloon car championships in the UK. The use of standard engine & gearbox, a 'control' Yokohama A539 tyre and a weight penalty for leading cars ensures close racing at very affordable cost.

Race 3

Autoscribe



8 Laps

LTD
750 Formula Championship 2001

m	CLS	DRIVER	CAR DETAILS	CCS	HOMETOWN	CLUB
1		Antony Raine	Centaur Mk16	850	Verwood	750
2		Pete Knipe	DNC F750	850	Bracknell	750
3		Bob Simpson	SS Reliant	850	West Drayton	750
4		Peter Bove	Darvi 88/P	850	Essendon	750
7		Tim Cousins	Darvi Mk5	850	Peterborough	750
9	B	Adrian Daniels	Kaz 96	850	Reading	750
11	B	Andrew Lake	Darvi Mk5B	850	Bedford	750
16	B	Paul Morris	Darvi 92J	850	Kaneshill	750
19		Dave Robson	SDAR/83	850	Ashbourne	750
20	B	Mark Windley	Time 3B	850	Tattershall	750
23	B	Jenny Dye	Tristesse	850	Kaneshill	750
29		Chris Gough	CGR1	850	Telford	750
31	B	Sean Graham	Marrow	850	Gosport	750
33	B	Lee Burnham	Centaur Mk20	850	Fleet	750
42	B	Martin Kemp	Darvi Mk6	850	Aldershot	750
50		Rodney Hill	Mystic T4/21	850	Ashby De La Zouch	750
51	B	Stephen Baldwin	Hart 98 DNC	850	Westminster	750
72	B	Michael King	Kaptech	850	Chelmsford	750
76		Bob Couchman	BCR 2000	850	Tadworth	750
77		Nige Cowley	Cowley MkIV	850	Doncaster	750



750 Formula is for lightweight two-seater sports racing cars and was originally introduced by the 750 MC in 1949, as its first racing formula. The regulations provide ample scope for the budding amateur to design and build his own car, and to develop his skills in chassis / suspension design and engine tuning within carefully controlled limits; alternatively there are often suitable cars available for sale from within the formula.

Race 5

12 Laps

750 MC/microshop F4 Championship

NO	CLS	DRIVER	CAR DETAILS	CCS	HOMETOWN	CLUB
3	A	Erwin Smiech	Reynard SF86	1600	Lincoln	750
6	D	John Moore	Forest MOT VD95	1800	Sandhurst	750
11	A	Chris Kite	ERM	1600	Bracknell	750
12	A	John Woodward	Delta	1600	Stratton Audley	750
16	A	Damon Bland	Van Diemen RF86	1600	Manchester	750
17	A	Ray Gardner	Van Diemen RF86	1600	Sible Hedingham	750
21	A	Andy Schulz	Chevron B67	1600	Harrow	750
24	C	Mike Read	Reynard SF79	2000	Byfield	750
26	D	Barry Pomfret	Van Diemen RF98	1800	Bletchley	750
27	D	David Blyth	Vector MG97	1800	Wavendon Gate	750
36	D	Simon Parker	Swift SC96	1800	Gt Daddington	750
38	D	Steve Taylor	Van Diemen RF96	1800	Swavesey	750
40	A	David Longstaff	Roy 89F	1600	Misterton	750
42	D	David Fricker	Van Diemen RF97	1800	Droylesden	750
67	D	Simon Kinsey	Van Diemen RF97	1800	Holmes Chapel	750
70	A	Ewen Sergison	Sergison Mk1	1600	Armthorpe	750
71	A	Jack Sergison	Highlander	1600	Doncaster	750
91	A	David Healey	Delta T92	1600	Norton	750
99	A	Charles Adrian	Van Diemen FR 93	1600	Worcester	750

The 750 Motor Club Formula 4 Championship provides the technical sophistication of slicks and wings in an affordable single seater championship. Class A allows any design of chassis and caters for the designer/constructor as well as for cars converted from F3, FFord, FF2000 and Formula Renault; all must use the 1600 CVH Ford engine. Class B is for FF2000 cars built prior to October 1983, class C for pre Dec '80, running to the former FF2000 regulations and Class D, sponsored by **microshop**, sees pre 1999 Formula Ford Zetec cars.

Race 6

12 Laps

Demon Tweeks/Yokohama/CCC Hot Hatch Championship

No	CLS	DRIVER	CAR DETAILS	CCS	HOMETOWN	CLUB
6	A	Mark Cunningham	Citroen AX GT	1400	Southwater	750
8	B	Richard Walmsley	Peugeot 205 GTi	1600	Dewsbury	750
10	A	Tim Purslow	Vauxhall Nova SRi	1398	Wellesbourne	750
14	B	Martyn Culley	Fiesta XR2	1600	Andover	750
21	B	Glyn Cartwright	Fiesta XR2	1600	Sandy	750
22	B	Andy Fells	Fiesta XR2	1600	Basildon	750
26	B	Jason Marino	Fiesta XR2	1600	Finchampstead	750
27	A	Elliot Mewse	Rover Metro GTi	1396	Patcham	750
31	B	Lewis Williams	Fiesta XR2	1600	Guildford	750
32	B	Adrian Lowes	Escot XR3	1600	Horsham	750
33	B	Richard Kingsnorth	Peugeot 205 GTi	1600	Colchester	750
34	B	Marc Cale	Fiesta XR2	1600	Aylesbury	750
36	B	Chris Yates	MG Maestro	1600	Glossop	750
41	B	Barrie Culley	Fiesta XR2	1600	Basingstoke	750
43	B	Martin Rutherford	Fiesta XR2	1600	Harrow	750
50	B	John Hammersley	Peugeot 205 GTi	1600	Stone	750
51	B	Simon Hill	Peugeot 205 GTi	1600	Stone	750
52	A	John Waples	Citroen AX GT	1360	Crawley	750
55	C	Steve Horner	Fiesta RS 1800	1800	Buckingham	750
59	A	Craig Abraham	Rover Metro GTi	1400	Wellingborough	750
60	A	Lee Reynolds	Citroen AX GTi	1360	Church Stretton	750
76	B	Rob Minns	Fiesta XR2	1600	Bromley	750
77	B	Steve Powlesland	Peugeot 205 GTi	1580	Eastleigh	750
81	C	Jay Frost	Renault Clio	1780	Canvey Island	750
82	B	Guy Foulger	Citroen Saxo VTR	1600	Sapcote	750
84	A	Mark Bush	Rover Metro GTi	1400	Milton Keynes	750
86	B	Paul Horton	Fiesta	1600	Chandlers Ford	750
88	A	Steve Polley	Toyota Starlet	1290	Heathfield	750
91	B	Paul Fines - Allin	Fiesta XR2	1600	Croprey	750


Demon Tweeks, Yokohama tyres and Cars & Car Conversions Magazine are the main sponsors for this year's Hot Hatch Championship which attracts a wide range of popular hatchback cars of up to 2000cc. Cars are allowed engine and suspension modifications, standard pattern brakes and all must use the Yokohama A032R 'control' tyre. This together with a weight penalty for leading cars ensures close racing without excessive budgets.

Race 7

6 Laps

750 MC 750 Trophy Championship

m	CLS	DRIVER	CAR DETAILS	CCS	HOMETOWN	CLUB
1	C	Roger Rowe	RWR	600	Kidderminster	750
6	C	Roger Windley	Genie	747S	Tattershall	750
7	C	Don Rawson	Rawson Special	1172	Oswestry	750
9	B	Ian Allen	U.C.E	750	Deeping St Nicholas	750
11	C	John Marshall	Lotus Mk6	1172	Bristol	750
12	C	Colin Willmott	DNC	749	Astwood Bank	750
13	A	Graham Chambers	A7 Ulster	750	Canterbury	750
14	C	Cliff Ringrose	Phoenix	642	Newark	750
17	B	Jean Rees	Rees Special	747	Altrincham	750
32	B	David Whetton	Austin Mouse Racer	747	Wimborne	750
33	D	Kerry Horan	Vincent Trenberth	498	Studley	750
68	C	Pete Birch	JGS III	642	Mablethorpe	750




The 750 Trophy Championship is for Austin Seven based cars, supported by other cars of historic interest and similar performance. As in the former pre-war Austin 7 Championship, Austin Sevens will compete in two classes:- Austin Seven sports and racing cars, post-war specials and early 750 Formula cars with Austin Seven engines/gearboxes. In further classes are cars from the old 1172 Formula along with vintage, PVT and historic cars such as 500cc Formula 3, MGs, Rileys, HRG, Jowetts and other similar vehicles.

Race 8

8 Laps

750 MC Sports 2000 Championship

NO	DRIVER	CAR DETAILS	CCS	HOMETOWN	CLUB
1	David Pegley	Lola T86-90	2000	Wisborough Green	750
3	Richard Atkinson	Nemesis RME 97/98	2000	Shirley	750
4	Mike Fry	Brytec Bullet	1000	Manchester	750
6	Nick Barnett	Lola T86/90	2000	Ashford	750
10	David Enderby	Bowlby VS 91	2000	London	750
24	Ian Whiteside	GRM2	1052	Bugbrooke	750
25	David Meek	Mallock Mk24B	1300	Towcester	750
41	Mike Evans	Mallock Mk32	2000	Christleton	750
42	Simon Leighton	Radical 1100	1100	Staines	750
46	Neil Burroughs	Willy Rose Paradigm	1052	Hook	750
49	Alan Davenport	Haggispeed Mk6D	1600	Headley	750
77	Graham Onion	Phantom P94	2000	Hixon	750



The 750 Motor Club Sports 2000 Championship is for front or rear engined two seater sports racing cars using a wide variety of engines (Ford Zetec, 1700cc Ford Xflow, Ford YAC, Ford 'Pinto', Vauxhall 1.6v 2 litre, Rover 1600 'K' series and production motorcycle engines of up to 146 bhp). Cars may be converted Sports 200, Clubmans, Vauxhall Supersports or other proprietary makes, plus purpose-built specials. To help even-out performance differences there are minimum weights for each category and the top three in each race will be awarded ballast for future races.



CLUB MOTORSPORT AT ITS BEST

The 750 Motor Club is one of the foremost organisers of race meetings in the UK and is committed to promoting the benefits and enjoyment of motorsport through its various activities. The Club runs over 20 race days each year at most major racing circuits, including Mallory Park, Brands Hatch, Donington, Silverstone and Oulton Park. These race days cater not only for its 11 championships, but also for the annual Birkett Relay race, the only Team Relay race in the UK. Other activities organised within the Club include Sporting & Production Trials, the National Austin 7 Rally at Beaulieu and, for those not wishing to compete but still wanting an active and vital role in motorsport, a Marshals Register. Whatever your interest in motorsport you will be welcomed by fellow members sharing your enthusiasm and willing to offer advice and support.

MARSHALLING

Today's race meeting could not happen without the devotion of individuals who give up their time to assist in the safe running of the meeting. Observer, flag, course, fire, rescue, pits, paddock and startline - all are UNPAID professionals who give a lot to motorsport and without whom neither this event, nor any other, could take place. If you are interested in being involved, please complete and return this page to:-

*Kathleen Knight, 750 Motor Club Marshals Co-ordinator,
Rose Farm, Upper Street, Oakley, Diss, Norfolk. IP21 4AX.*

Name:

Address:

.....

.....

Lap Speed Table

Oulton Park Island Circuit 2.362 miles

Time in secs	Speed in mph		Time in secs	Speed in mph		Time in secs	Speed in mph
88.50	96.08		95.50	89.04		102.50	82.96
88.60	95.97		95.60	88.95		102.60	82.88
88.70	95.86		95.70	88.85		102.70	82.80
88.80	95.76		95.80	88.76		102.80	82.72
88.90	95.65		95.90	88.67		102.90	82.64
89.00	95.54		96.00	88.58		103.00	82.56
89.10	95.43		96.10	88.48		103.10	82.48
89.20	95.33		96.20	88.39		103.20	82.40
89.30	95.22		96.30	88.30		103.30	82.32
89.40	95.11		96.40	88.21		103.40	82.24
89.50	95.01		96.50	88.12		103.50	82.16
89.60	94.90		96.60	88.02		103.60	82.08
89.70	94.80		96.70	87.93		103.70	82.00
89.80	94.69		96.80	87.84		103.80	81.92
89.90	94.59		96.90	87.75		103.90	81.84
90.00	94.48		97.00	87.66		104.00	81.76
90.10	94.38		97.10	87.57		104.10	81.68
90.20	94.27		97.20	87.48		104.20	81.60
90.30	94.17		97.30	87.39		104.30	81.53
90.40	94.06		97.40	87.30		104.40	81.45
90.50	93.96		97.50	87.21		104.50	81.37
90.60	93.85		97.60	87.12		104.60	81.29
90.70	93.75		97.70	87.03		104.70	81.21
90.80	93.65		97.80	86.94		104.80	81.14
90.90	93.54		97.90	86.86		104.90	81.06
91.00	93.44		98.00	86.77		105.00	80.98
91.10	93.34		98.10	86.68		105.10	80.91
91.20	93.24		98.20	86.59		105.20	80.83
91.30	93.13		98.30	86.50		105.30	80.75
91.40	93.03		98.40	86.41		105.40	80.68
91.50	92.93		98.50	86.33		105.50	80.60
91.60	92.83		98.60	86.24		105.60	80.52
91.70	92.73		98.70	86.15		105.70	80.45
91.80	92.63		98.80	86.06		105.80	80.37
91.90	92.53		98.90	85.98		105.90	80.29

750 Motor Club Locost

Provisional Results for Race 1

POS	NO	CL	NAME	NAT	ENTRY	TIME	LAPS	GAP	MPH	BEST
1	72		James GRANTHAM		Locost	22:27.193	12		75.74	1:50.701
2	9		Malcolm MITTON		Locost	22:27.325	12	0.132	75.73	1:50.775
3	41		Brett TOWNSEND		Locost	22:28.554	12	1.361	75.66	1:50.373
4	8		Darren BANKS		Locost	22:29.092	12	1.899	75.63	1:49.881
5	16		Steven TAYLOR		Locost	22:31.344	12	4.151	75.50	1:50.562
6	53		Mike SAUNDERS		Locost	22:33.380	12	6.187	75.39	1:50.435
7	35		Royce GREY		Locost	22:37.285	12	10.092	75.17	1:51.021
8	20		Tony CHERRINGTON		Locost	23:05.044	12	37.851	73.67	1:51.461
9	30		Barnaby GUEST		Locost	23:13.354	12	46.161	73.23	1:52.651
10	96		Tim GRAY		Locost	23:13.374	12	46.181	73.23	1:51.411
11	15		Richard CARTLEDGE		Locost	23:16.373	12	49.180	73.07	1:52.133
12	47		John O'HALLORAN		Locost	23:22.756	12	55.563	72.74	1:53.136
13	29		John SUCKLING		Locost	23:47.579	12	1:20.386	71.47	1:55.712
14	27		Alex HUGHES		Locost	23:48.223	12	1:21.030	71.44	1:55.305
15	26		Danny CASSAR		Locost	23:48.283	12	1:21.090	71.44	1:53.945
16	87		Alan YEARLEY		Locost	24:08.256	12	1:41.063	70.45	1:58.402
17	28		Alex EACOCK		Locost	24:18.880	12	1:51.687	69.94	1:54.471
18	51		Helen SAUNDERS		Locost	24:25.672	12	1:58.479	69.61	2:00.344
19	49		Mark CRANKSHAW		Locost	24:25.927	12	1:58.734	69.60	1:59.052
20	81		Kevin BROUGHTON		Locost	22:28.434	11	1 LAP	69.36	1:59.518
21	37		Kevin LUCAS		Locost	22:31.581	11	1 LAP	69.20	1:58.443

NOT CLASSIFIED

90		Lee ROUILLIER		Locost	20:38.218	11	D.N.F.	75.54	1:50.797
36		Darryl BECKWITH		Locost	19:36.294	10	D.N.F.	72.28	1:50.011
19		Erik FAIRBAIRN		Locost	16:52.592	8	D.N.F.	67.18	1:57.730
33		Glenn BOYER		Locost	15:21.474	7	D.N.F.	64.59	1:56.674
14		Ian COLLINS		Locost	12:59.675	6	D.N.F.	65.43	1:58.237
25		Dominic O'DONNELL		Locost	9:43.382	5	D.N.F.	72.87	1:51.503
7		Adam WILKINSON		Locost	8:00.975	4	D.N.F.	70.71	1:51.385
5		Stewart LYDDALL		Locost	2:08.588	1	D.N.F.	66.12	2:08.588
38		Steve KIMBER		Locost		0	D.N.F.	N/A	

FASTEST LAP

8		Darren BANKS		Locost	1:49.881	9	77.38mph	124.54kph
---	--	--------------	--	--------	----------	---	----------	-----------

Weather/Track: Bright/Dry

MST sports timing

Oulton Park
Circuit Length = 2.3620 miles.
Start: 13:13

Clerk of Course:  13:59	Stewards:	Timekeeper: 
---------------------------------------------------------------------------------------------------------------	-----------	------------------------------------------------------------------------------------------------------



Demon Tweaks/Yokohama/CCC Stock Hatch Provisional Results for Race 2 - HEAT

POS	NO	CL	NAME	NAT	ENTRY	TIME	LAPS	GAP	MPH	BEST
1	68		Tony TAYLOR		Peugeot 205 GTi	18:55.477	10		74.88	1:51.749
2	28		Kevin HATCH		Fiesta XR2	18:57.118	10	1.641	74.77	1:52.065
3	63		Patrick GROVE		Peugeot 205 GTi	18:57.878	10	2.401	74.72	1:51.831
4	44		Martin ROGERS		Fiesta XR2	19:04.699	10	9.222	74.28	1:52.845
5	50		Robert O'BOYLE		Fiesta XR2	19:04.832	10	9.355	74.27	1:51.428
6	76		Simon HARVEY		Peugeot 205 GTi	19:06.182	10	10.705	74.18	1:52.120
7	32		Daniel ADDERLEY		Peugeot 205 GTi	19:10.304	10	14.827	73.92	1:53.563
8	96		Gareth WRIGHT		Fiesta XR2	19:10.535	10	15.058	73.90	1:52.533
9	38		Phillip BECKER		Fiesta XR2i	19:16.038	10	20.561	73.55	1:53.864
10	35		Andrew THORPE		Fiesta XR2	19:17.638	10	22.161	73.45	1:53.638
11	89		Nick JOYCE		Fiesta XR2	19:19.260	10	23.783	73.35	1:52.951
12	84		Marcus GIBSON		Fiesta XR2	19:20.053	10	24.576	73.30	1:52.848
13	83		Ian KAY		Fiesta XR2	19:31.702	10	36.225	72.57	1:54.702
14	79		Gary PARKES		Fiesta XR2	19:33.242	10	37.765	72.47	1:54.626
15	46		Angus LOCK		Peugeot 205 GTi	19:34.160	10	38.683	72.41	1:54.462
16	61		Leslie OTT		Fiesta XR2i	19:34.792	10	39.315	72.38	1:54.348
17	34		Chris BALL		Fiesta XR2	19:34.978	10	39.501	72.36	1:53.555
18	81		Matthew PERKS		Fiesta XR2	19:39.956	10	44.479	72.06	1:53.011
19	41		Nigel HUNT		Peugeot 205 GTi	19:48.775	10	53.298	71.52	1:55.925
20	72		Clifford PELLIN		Fiesta XR2	19:55.186	10	59.709	71.14	1:57.299
21	94		Terry FRIEL		Fiesta XR2	20:03.590	10	1:08.113	70.64	1:58.063
22	27		Richard WARNER		Fiesta XR2	20:24.104	10	1:28.627	69.46	1:59.487
23	55		Tony HEADLAND		Fiesta XR2	20:24.308	10	1:28.831	69.45	1:57.918
24	88		Ian OAKES		Vauxhall Nova GTE	19:12.866	9	1 LAP	66.38	2:04.804
NOT CLASSIFIED										
91			Steven GROOM		Peugeot 205 GTi	17:23.985	9	D.N.F.	73.30	1:51.823
75			Simon BOWYER		Fiesta XR2	6:24.411	3	D.N.F.	66.36	1:58.623
56			Jim MUSKER		Fiesta XR2	6:25.879	3	D.N.F.	66.10	2:01.778
62			Andrew MILLER		Fiesta XR2	5:24.022	2	D.N.F.	52.48	2:17.302
95			Andrew DUNLOP		Fiesta XR2	2:53.926	1	D.N.F.	48.89	
70			Marc EMMETT		Peugeot 205 GTi		0	D.N.F.	N/A	
FASTEST LAP										
50			Robert O'BOYLE		Fiesta XR2	1:51.428	8	76.31mph	122.81kph	

Weather/Track: Bright/Dry

MST sports timing

Oulton Park
Circuit Length = 2.3620 miles.
Start: 13:46

Clerk of Course: 	Stewards:	Timekeeper: 
---------------------------------------------------------------------------------------------------------	-----------	------------------------------------------------------------------------------------------------------

Autoscribe Formula 750

Provisional Results for Race 3

POS	NO	CL	NAME	NAT	ENTRY	TIME	LAPS	GAP	MPH	BEST
1	2		Pete KNIPE		DNC F750	13:35.616	8		83.40	1:39.838
2	4		Peter BOVE		Darvi 88/P	13:36.906	8	1.290	83.27	1:40.234
3	1		Antony RAINE		Centaur Mk16	13:50.239	8	14.623	81.93	1:41.227
4	3		Bob SIMPSON		SS Reliant	14:05.733	8	30.117	80.43	1:43.706
5	77		Nige COWLEY		Cowley MkIV	14:45.948	8	1:10.332	76.78	1:45.918
6	11	B	Andrew LAKE		Darvi Mk5B	14:49.380	8	1:13.764	76.48	1:48.195
7	42	B	Martin KEMP		Darvi Mk6	15:03.659	8	1:28.043	75.27	1:48.147
8	50		Rodney HILL		Mystic T4/21	15:13.447	8	1:37.831	74.47	1:51.395
9	16	B	Paul MORRIS		Darvi 92J	15:20.269	8	1:44.653	73.91	1:52.455
10	31	B	Sean GRAHAM		Marrow	14:04.564	7	1 LAP	70.47	1:54.673
11	51	B	Stephen BALDWIN		Hart 98 DNC	14:28.225	7	1 LAP	68.55	1:55.037

NOT CLASSIFIED

29			Chris GOUGH		CGR1	12:41.048	7	D.N.F.	78.21	1:43.806
72	B		Michael KING		Kaptech	3:52.149	2	D.N.F.	73.25	1:52.669
19			Dave ROBSON		SDAR/83	4:51.975	2	D.N.F.	58.24	2:07.436
7			Tim COUSINS		Darvi Mk5	1:49.575	1	D.N.F.	77.60	1:49.575
20	B		Mark WINDLEY		Time 3B		0	D.N.F.	N/A	
76			Bob COUCHMAN		BCR 2000		0	D.N.F.	N/A	

FASTEST LAP

2			Pete KNIPE		DNC F750	1:39.838	3	85.17mph	137.07kph
42	B		Martin KEMP		Darvi Mk6	1:48.147	7	78.63mph	126.54kph

Weather/Track: Bright/Dry

MST sports timing

Oulton Park
Circuit Length = 2.3620 miles.
Start: 14:17

Clerk of Course:

Stewards:

Timekeeper:

Demon Tweeks/Yokohama/CCC Stock Hatch

Provisional Results for Race 4 - FINAL

POS	NO	CL	NAME	NAT	ENTRY	TIME	LAPS	GAP	MPH	BEST
1	3		Peter FEATHERSTONE		Peugeot 106 Rallye	18:22.517	10		77.12	1:48.795
2	18		Roger EBDON		Fiesta XR2	18:23.078	10	0.561	77.08	1:47.734
3	25		Pete MORGAN		Fiesta XR2	18:23.295	10	0.778	77.07	1:47.838
4	6		Andy BURGESS		Suzuki Swift GTi	18:25.857	10	3.340	76.89	1:48.920
5	39		Rob HALL		Fiesta XR2	18:28.551	10	6.034	76.70	1:48.837
6	2		Paul TAYLOR		Peugeot 205 GTi	18:29.062	10	6.545	76.67	1:48.903
7	60		Craig SHEPHERD		Fiesta XR2	18:30.136	10	7.619	76.59	1:49.308
8	24		Tony SCARLETT		Peugeot 106 SXi	18:33.604	10	11.087	76.35	1:48.931
9	8		Steve GORDON		Peugeot 106 XSi	18:38.789	10	16.272	76.00	1:49.593
10	17		Simon TYRRELL		Suzuki Swift GTi	18:41.583	10	19.066	75.81	1:49.294
11	23		Paul TIBBS		Fiesta XR2	18:44.691	10	22.174	75.60	1:49.709
12	82		Alan THORNDYKE		Peugeot 205 GTi	18:45.625	10	23.108	75.54	1:50.242
13	13		James WARNER		Fiesta XR2	18:45.752	10	23.235	75.53	1:50.202
14	9		Paul SHEEHAN		Peugeot 205 GTi	18:46.441	10	23.924	75.48	1:50.440
15	97		Andy HERRING		Suzuki Swift GTi	18:49.468	10	26.951	75.28	1:49.703
16	12		Matthew POTTER		Peugeot 205 GTi	18:50.312	10	27.795	75.22	1:50.362
17	92		Paul McMILLAN		Peugeot 205 GTi	18:57.236	10	34.719	74.77	1:50.687
18	15		Darren BLUMSON		Peugeot 205 GTi	18:57.673	10	35.156	74.74	1:51.248
19	30		Carl TOWNEND		Peugeot 205 GTi	18:57.878	10	35.361	74.72	1:51.395
20	5		Gordon MACMILLAN		Peugeot 205 GTi	18:57.993	10	35.476	74.72	1:50.340
21	73		David CHINN		Fiesta XR2	19:02.830	10	40.313	74.40	1:51.335
22	71		Darren CLAYTON		Fiesta XR2	19:04.478	10	41.961	74.29	1:51.163
23	11		Sean STANWAY		Fiesta XR2	19:12.176	10	49.659	73.80	1:50.027
24	67		Mark ALDEN		Fiesta XR2	19:14.503	10	51.986	73.65	1:52.444
25	65		Terry ROUGHTON		Peugeot 205 GTi	19:16.898	10	54.381	73.50	1:51.877
26	26		Stephen FERNS		Peugeot 205 GTi	19:49.433	10	1:26.916	71.49	1:53.819

NOT CLASSIFIED

51	Simon HOWTON	Fiesta XR2	8:23.780	4	D.N.F.	67.51	1:51.038
10	Glenn STOKES	Peugeot 106	3:59.210	2	D.N.F.	71.09	1:51.238
14	Mark DAVIES	Peugeot 205 GTi		0	D.N.F.	N/A	

FASTEST LAP

18	Roger EBDON	Fiesta XR2	1:47.734	6	78.92mph	127.02kph
----	-------------	------------	----------	---	----------	-----------

Non-starter: 14 No 17 includes 2 second penalty - U.17.1.1
 Weather/Track: Bright/Dry

Oulton Park
 Circuit Length = 2.3620 miles.
 Start: 14:53

MST sports timing

Clerk of Course:



16:37

Stewards:

Timekeeper:



750 Motor Club microshop Formula 4 Provisional Results for Race 5

POS	NO	CL	NAME	NAT	ENTRY	TIME	LAPS	GAP	MPH	BEST
1	67	D	Simon KINSEY		Van Diemen RF97	18:34.072	12		91.59	1:31.319
2	31	D	Ralph CRAMPTON		Van Diemen RF96	18:35.267	12	1.195	91.49	1:31.149
3	99	A	Charles ADRIAN		Van Diemen FR 93	18:40.140	12	6.068	91.09	1:31.732
4	36	D	Simon PARKER		Swift SC96	18:52.527	12	18.455	90.09	1:32.696
5	6	D	John MOORE		Forest MOT VD95	18:53.075	12	19.003	90.05	1:32.118
6	42	D	David FRICKER		Van Diemen RF97	18:55.186	12	21.114	89.88	1:30.956
7	11	A	Chris KITE		ERM	19:05.423	12	31.351	89.08	1:32.406
8	17	A	Ray GARDNER		Van Diemen RF86	19:06.672	12	32.600	88.98	1:33.858
9	38	D	Steve TAYLOR		Van Diemen RF96	19:19.622	12	45.550	87.99	1:34.394
10	40	A	David LONGSTAFF		Ray 89F	19:32.528	12	58.456	87.02	1:34.227
11	24	C	Mike READ		Reynard SF79	19:50.627	12	1:16.555	85.70	1:36.634
12	7	B	Nigel PAYNE		Van Diemen RF82	18:43.677	11	1 LAP	83.24	1:37.199
13	91	A	David HEALEY		Delta T92	19:25.277	11	1 LAP	80.26	1:41.293
14	12	A	John WOODWARD		Delta	19:47.106	11	1 LAP	78.79	1:33.655

NOT CLASSIFIED

16	A	Damon BLAND	Van Diemen RF86	16:01.679	10	D.N.F.	88.42	1:33.085
21	A	Andy SCHULZ	Chevron B67	12:38.334	8	D.N.F.	89.70	1:30.876
45	C	Trevor ARKELL	Royale RP27	13:20.715	8	D.N.F.	84.95	1:37.350
26	D	Barry POMFRET	Van Diemen RF98	11:01.450	7	D.N.F.	89.98	1:30.817
71	A	Jock SERGISON	Highlander	14:06.996	7	D.N.F.	70.27	1:50.737
3	A	Erwin SMIECH	Reynard SF86	18:17.704	7	D.N.F.	54.22	1:31.155
70	A	Ewen SERGISON	Sergison Mk1	10:40.062	6	D.N.F.	79.71	1:40.374
27	D	David BLYTH	Vector MG97	8:32.978	5	D.N.F.	82.88	1:37.461

FASTEST LAP


26	D	Barry POMFRET	Van Diemen RF98	1:30.817	4	93.63mph	150.68kph
21	A	Andy SCHULZ	Chevron B67	1:30.876	4	93.57mph	150.58kph
24	C	Mike READ	Reynard SF79	1:36.634	10	87.99mph	141.61kph
7	B	Nigel PAYNE	Van Diemen RF82	1:37.199	3	87.48mph	140.79kph

Weather/Track: Bright/Dry

MST sports timing

Oulton Park
Circuit Length = 2.3620 miles.
Start: 15:29

Clerk of Course:

 16-00

Stewards:

Timekeeper:



Demon Tweek/ Yokohama CCC Hot Hatch Provisional Results for Race 6

POS	NO	CL	NAME	NAT	ENTRY	TIME	LAPS	GAP	MPH	BEST
1	82	B	Guy FOULGER		Citroen Saxo VTR	20:36.664	12		82.51	1:41.495
2	51	B	Simon HILL		Peugeot 205 GTi	20:36.812	12	0.148	82.50	1:41.635
3	14	B	Martyn CULLEY		Fiesta XR2	21:06.504	12	29.840	80.56	1:43.104
4	22	B	Andy FELLS		Fiesta XR2	21:11.348	12	34.684	80.26	1:42.062
5	77	B	Steve POWLESLAND		Peugeot 205 GTi	21:13.241	12	36.577	80.14	1:44.155
6	88	A	Steve POLLEY		Toyota Starlet	21:15.720	12	39.056	79.98	1:44.734
7	84	A	Mark BUSH		Rover Metro GTi	21:16.455	12	39.791	79.93	1:44.277
8	41	B	Barrie CULLEY		Fiesta XR2	21:16.954	12	40.290	79.90	1:43.694
9	60	A	Lee REYNOLDS		Citroen AX GTi	21:19.743	12	43.079	79.73	1:43.602
10	6	A	Mark CUNNINGHAM		Citroen AX GT	21:19.763	12	43.099	79.73	1:44.952
11	81	C	Jay FROST		Renault Clio	21:20.558	12	43.894	79.68	1:44.477
12	32	B	Adrian LOWES		Escot XR3	21:21.086	12	44.422	79.65	1:43.808
13	8	B	Richard WALMSLEY		Peugeot 205 GTi	21:24.849	12	48.185	79.41	1:44.638
14	76	B	Rob MINNS		Fiesta XR2	21:25.175	12	48.511	79.39	1:44.546
15	31	B	Lewis WILLIAMS		Fiesta XR2	21:30.482	12	53.818	79.07	1:44.871
16	9	B	Lol DYKE		Toyota Corolla GT	22:05.849	12	1:29.185	76.96	1:47.869
17	59	A	Craig ABRAHAM		Rover Metro GTi	22:07.841	12	1:31.177	76.84	1:47.726
18	21	B	Glyn CARTWRIGHT		Fiesta XR2	22:09.316	12	1:32.652	76.76	1:48.091
19	33	B	Richard KINGSNORTH		Peugeot 205 GTi	21:07.997	11	1 LAP	73.76	1:51.641
20	27	A	Elliot MEWES		Rover Metro GTi	21:23.934	11	1 LAP	72.85	1:52.555
21	52	A	John WAPLES		Citroen AX GT	22:02.142	11	1 LAP	70.74	1:53.290
22	34	B	Marc CALE		Fiesta XR2	22:18.284	11	1 LAP	69.89	1:58.912

NOT CLASSIFIED

50	B	John HAMMERSLEY	Peugeot 205 GTi	12:01.198	7	D.N.F.	82.53	1:41.380
26	B	Jason MARINO	Fiesta XR2	11:19.002	6	D.N.F.	75.13	1:43.735
91	B	Paul FINES-ALLIN	Fiesta XR2	7:52.370	4	D.N.F.	72.00	1:54.160
36	B	Chris YATES	MG Maestro	6:26.740	3	D.N.F.	65.96	2:03.094

FASTEST LAP

50	B	John HAMMERSLEY	Peugeot 205 GTi	1:41.380	4	83.87mph	134.98kph
60	A	Lee REYNOLDS	Citroen AX GTi	1:43.602	11	82.08mph	132.09kph
81	C	Jay FROST	Renault Clio	1:44.477	7	81.39mph	130.98kph

Weather/Track: Sunny/Dry

MST sports timing

Oulton Park
Circuit Length = 2.3620 miles.
Start: 15:58

Clerk of Course:  16.42	Stewards:	Timekeeper: 
---------------------------------------------------------------------------------------------------------------	-----------	------------------------------------------------------------------------------------------------------

750 Motor Club 750 Trophy + Locost Non-qualifiers Provisional Results for Race 7

POS	NO	CL	NAME	NAT	ENTRY	TIME	LAPS	GAP	MPH	BEST
1	7	C	Don RAWSON		Rawson Special	11:46.905	6		72.17	1:56.207
2	12	C	Colin WILLMOTT		DNC	11:47.454	6	0.549	72.11	1:56.153
3	1	C	Roger ROWE		RWR	12:03.038	6	16.133	70.56	1:57.166
4	6	C	Roger WINDLEY		Genie	12:08.601	6	21.696	70.02	1:58.351
5	33	D	Kerry HORAN		Vincent Trenberth	12:28.905	6	42.000	68.12	2:02.851
6	44	L	William MITCHAM		Locost	12:29.171	6	42.266	68.10	2:02.934
7	11	C	John MARSHALL		Lotus Mk6	12:50.610	6	1:03.705	66.20	2:02.423
8	23	L	Janet SHERRY		Locost	12:56.332	6	1:09.427	65.71	2:06.272
9	9	C	Ian ALLEN		U.C.E	12:57.507	6	1:10.602	65.61	2:05.783
10	3	L	Chris JAMES		Locost	12:58.345	6	1:11.440	65.54	2:07.212
11	13	A	Graham CHAMBERS		A7 Ulster	11:47.210	5	1 LAP	60.11	2:17.440
12	68	C	Pete BIRCH		JGS III	11:51.784	5	1 LAP	59.73	2:18.017
13	32	B	David WHETTON		Austin Mouse Racer	12:13.053	5	1 LAP	57.99	2:21.578

NOT CLASSIFIED

14	C	Cliff RINGROSE	Phoenix	7:14.004	3	D.N.F.	58.77	2:20.308
48	L	Ian McLAUGHLIN	Locost	5:00.680	2	D.N.F.	56.56	2:25.336
21	L	Mark BENTON	Locost		0	D.N.F.	N/A	



FASTEST LAP

12	C	Colin WILLMOTT	DNC	1:56.153	2	73.21mph	117.81kph
33	D	Kerry HORAN	Vincent Trenberth	2:02.851	6	69.22mph	111.39kph
44	L	William MITCHAM	Locost	2:02.934	4	69.17mph	111.32kph
13	A	Graham CHAMBERS	A7 Ulster	2:17.440	2	61.87mph	99.57kph
32	B	David WHETTON	Austin Mouse Racer	2:21.578	5	60.06mph	96.66kph

Weather/Track: Sunny/Dry

MST sports timing

Oulton Park
Circuit Length = 2.3620 miles.
Start: 16:32

Clerk of Course: 	Stewards: 	Timekeeper: 
---------------------------------------------------------------------------------------------------------	--------------------------------------------------------------------------------------------------	------------------------------------------------------------------------------------------------------

750 Motor Club Sports 2000

Provisional Results for Race 8

POS	NO	CL	NAME	NAT	ENTRY	TIME	LAPS	GAP	MPH	BEST
1	41		Mike EVANS		Mallock Mk32	15:01.051	10		94.37	1:27.336
2	6		Nick BARNETT		Lola T86/90	15:05.353	10	4.302	93.92	1:28.434
3	3		Richard ATKINSON		Nemesis RME 97/98	15:10.386	10	9.335	93.40	1:29.417
4	81		Brian SIMPSON		Radical 1100	15:11.456	10	10.405	93.29	1:29.395
5	10		David ENDERBY		Bowlby VS 91	15:28.432	10	27.381	91.58	1:31.290
6	77		Graham ONION		Phantom P94	15:43.009	10	41.958	90.17	1:32.124
7	42		Simon LEIGHTON		Radical 1100	15:57.096	10	56.045	88.84	1:33.111
8	24		Ian WHITESIDE		GRM2	16:20.531	10	1:19.480	86.72	1:36.028
9	25		David MEEK		Mallock Mk24B	16:33.873	10	1:32.822	85.55	1:36.597
10	49		Alan DAVENPORT		Haggispeed Mk6D	15:59.693	9	1 LAP	79.74	1:44.510
NOT CLASSIFIED										
	46		Neil BURROUGHS		Willy Rose Paradigm	14:20.890	9	D.N.F.	88.89	1:30.955
	4		Mike FRY		Brytec Bullet	12:45.723	8	D.N.F.	88.83	1:34.348
FASTEST LAP										
	41		Mike EVANS		Mallock Mk32	1:27.336	6	97.36mph	156.69kph	

Weather/Track: Sunny/Dry

Oulton Park
Circuit Length = 2.3620 miles.
Start: 16:58

MST sports timing

Clerk of Course:

[Signature] 17.22

Stewards:

Timekeeper:

[Signature]