

CHAMPIONSHIP CAR RACES



OFFICIAL PROGRAMME

SILVERSTONE

July 28/29

£2.00



This meeting is held under the General Regulations of the MSA (incorporating the provisions of the International Sporting Code of the FIA) and the Supplementary Regulations, Final Instructions and any written instructions which the Organisers issue for the race meeting.

MSA Permit No: 6796.

APPROXIMATE TIMETABLE

PRACTICE SESSIONS - SATURDAY 28TH		Time
Demon Tweeks/Yokohama/CCC Stock Hatch Championship - session A		9.00
Demon Tweeks/Yokohama/CCC Stock Hatch Championship - session B		9.25
grg.com Kit Car Championship		9.50
Kelsport/Lotus Club Roadsports Championship		10.10
750 Motor Club Formula 4 Championship		10.35
750 Motor Club Locost Championship- session A		11.00
750 Motor Club Locost Championship- session B		11.20
F3 1-Litre Trophy with F.Junior		11.45
Autoscribe 750 Formula Championship		12.10
A7 Triple Challenge		12.30
RACES - SATURDAY 28TH		
1: Demon Tweeks/Yokohama/CCC Stock Hatch Championship- Heat		1.45
2: grg.com Kit Car Championship		2.10
3: Kelsport/Lotus Club Roadsports Championship		2.35
4: 750 Motor Club Formula 4 Championship		2.55
5: 750 Motor Club Locost Championship- Fastest 50%		3.20
6: Demon Tweeks/Yokohama/CCC Stock Hatch Championship- Final		3.45
7: F3 1-Litre Trophy with F.Junior		4.05
8: Autoscribe 750 Formula Championship		4.30
9: A7 Triple Challenge		4.55
10: 750 Motor Club Locost Championship- Slowest 50%		5.15
PRACTICE SESSIONS - SUNDAY 29TH		
Goldarts 7 Championship		12.00
750 Motor Club Formula Vee Championship		12.25
750 Motor Club Roadgoing Bike-engined cars		12.50
750 Motor Club 750 Trophy Championship		1.15
Morgan Motor Co Challenge		1.40
Demon Tweeks/Yokohama/CCC Hot Hatch Championship		2.05
RACES - SUNDAY 29TH		
11: Goldarts 7 Championship		2.30
12: 750 Motor Club Formula Vee Championship		2.55
13: 750 Motor Club Roadgoing Bike-engined cars		3.20
14: 750 Motor Club 750 Trophy Championship		3.45
15: Morgan Motor Co Challenge		4.10
16: Demon Tweeks/Yokohama/CCC Hot Hatch Championship		4.35

The organisers reserve the right, with the permission of the Stewards of the Meeting and/or the Clerk of Course, to change the order in which events are run and to postpone, cancel or abandon the meeting or any part thereof.

RACE MEETING OFFICIALS

MSA STEWARD

H.Chappell

CLERKS OF COURSE

R.Adaway V.Ayres

DEPUTY CLERKS

F.Blann; J.Floyd; J.Smith

DRIVING STANDARDS

OBSERVERS

K.Messer

CLUB STEWARDS

L.Jones A.Elcomb

TIMEKEEPERS

T.Stevens (Chief) A.Stevens

A.Bilverstone D.Butcher

P.Spicer A.Hancock

A.Preston F.Baxter

SCRUTINEERS

D.F.D.Smith (Chief) C.Baker

H.Fisher R.Byatt

M.Hoggarth P.Jaggard

INCIDENT OFFICER

A.Bennett

CHIEF MARSHAL

P.Harding

CHIEF OBSERVER

P. Stenning

CHIEF MEDICAL OFFICER

RACE RESCUE UNIT

BRDC

COMMENTATOR

A.Coales

SECRETARY OF THE MEETING

Robin Knight

MARSHALS

BRDC

750 Motor Club

BMRMC & friends

Races 1/6 10 Laps

Demon Tweaks/Yokohama/CCC Stock Hatch Championship

NO	DRIVER	CAR DETAILS	CCS	HOMETOWN	CLUB
5	Gordon Macmillan	Peugeot 205 GTi	1580	Longworth	750
6	Andy Burgess	Suzuki Swift GTi	1300	Crawley	750
8	Steve Gordon	Peugeot 106 XSi	1600	Southampton	750
9	Paul Sheehan	Peugeot 205 GTi	1600	Coundon	750
10	Glenn Stokes	Peugeot 106	1600	Chafford Hundred	750
11	Sean Stanway	Fiesta XR2	1600	Chelmsford	750
13	James Warner	Fiesta XR2	1600	Hassocks	750
14	Mark Davies	Peugeot 205 GTi	1600	Mirfield	750
15	Darren Blumson	Peugeot 205 GTi	1580	Reigate	750
18	Roger Ebdon	Fiesta XR2	1600	Romsey	750
19	Matthew Lewis	Fiesta XR2	1600	Leatherhead	750
23	Paul Tibbs	Fiesta XR2	1600	Spalding	750
24	Tony Scarlett	Peugeot 106 SXi	1587	Scholes	750
25	Pete Morgan	Fiesta XR2	1600	Wrexham	750
28	Kevin Hatch	Fiesta XR2	1600	Salisbury	750
30	Carl Townend	Peugeot 205 GTi	1580	Ecclesfield	750
31	David Hickton	Fiesta XR2	1600	Andover	750
33	Daniel Neil	Peugeot 205 GTi	1600	Loughton	750
34	Chris Ball	Fiesta XR2	1600	Bournemouth	750
36	Tim Marshall	Peugeot 205 GTi	1580	Hinckley	750
38	Phillip Becker	Fiesta XR2i	1600	Henlow	750
40	John Waples	Fiesta XR2i	1600	Crawley	750
41	Nigel Hunt	Peugeot 205 GTi	1600	Alvaston	750
44	Martin Rogers	Fiesta XR2	1600	Maidenhead	750
46	Angus Lock	Peugeot 205 GTi	1580	Middle Barton	750
47	Dave Balding	Fiesta XR2	1600	South Woodham	750
60	Craig Shepherd	Fiesta XR2	1600	Braintree	750
63	Pat Grove	Peugeot 205 GTi	1600	Tewkesbury	750
65	Terry Roughton	Peugeot 205 GTi	1580	Wisbech	750
68	Tony Taylor	Peugeot 205 GTi	1580	Ware	750
73	David Chinn	Fiesta XR2	1600	Southam	750
76	Simon Harvey	Peugeot 205 GTi	1580	New Haw	750
79	Gary Parkes	Fiesta XR2	1597	Lincoln	750
82	Alan Thorndyke	Peugeot 205 GTi	1600	Stanford-le-Hope	750
85	Andrew Bowden	Vauxhall Nova GSi	1600	Slough	750
91	Steven Groom	Peugeot 205 GTi	1600	Walkern	750
92	Paul McMillan	Peugeot 205 GTi	1600	Wisbech	750

The drivers listed above will be in the 1st Stock Hatch practice session;
those on the next page will be in the 2nd session.
From the combined times of those two sessions, the fastest 34 go into Race 6,
the next fastest 34 go into Race 1.

Races 1/6 10 Laps

Demon Tweeks/Yokohama/CCC Stock Hatch Championship

NO	DRIVER	CAR DETAILS	CCS	HOMETOWN	CLUB
16	James Blacksell	Peugeot 205 GTi	1600	Ardleigh	750
20	Steve Wright	Peugeot 205 GTi	1600	Canvey Island	750
26	Stephen Ferns	Peugeot 205 GTi	1600	Harleston	750
27	Richard Warner	Fiesta XR2	1600	Northwich	750
32	Daniel Adderley	Peugeot 205 GTi	1598	Witney	750
35	Andrew Thorpe	Fiesta XR2	1600	Ilkley	750
37	Christopher Bettis	Vauxhall Nova GSi	1600	Basildon	750
39	Ben Hall	Fiesta XR2	1600	Ingestre	750
42	Chris Ayres	Fiesta XR2	1600	Tewkesbury	750
45	Francis Wood	Peugeot 205 GTi	1600	Harrietsham	750
49	Paul Gorolini	Fiesta XR2	1600	Broxbourne	750
50	Robert O' Boyle	Fiesta XR2	1600	Ilkeston	750
52	Colin Thorpe	Fiesta XR2	1597	Ilkley	750
54	Michael Wright	Fiesta XR2	1600	Winslow	750
55	Tony Headland	Fiesta XR2	1600	Norwich	750
56	Jim Musker	Fiesta XR2	1600	Dodleston	750
57	Richard Herbert	Fiesta XR2	1600	Leighton Buzzard	750
58	Peter Skinner	Fiesta XR2	1600	Wiggington	750
59	Gary Hall	Fiesta XR2	1600	Swadlincote	750
61	Leslie Ott	Fiesta XR2i	1600	South Woodford	750
64	Peter Hands	Fiesta XR2	1600	Oxford	750
66	David Rowe	Rover Metro GTi	1400	Surbiton	750
67	Mark Alden	Fiesta XR2	1600	Manchester	750
70	Marc Emmett	Peugeot 205 GTi	1600	Bracknell	750
72	Clifford Pellin	Fiesta XR2	1600	Canvey Island	750
74	James Fennelow	Fiesta XR2	1600	Spalding	750
75	Simon Bowyer	Fiesta XR2	1597	Islington	750
77	Wayne Bailey	Peugeot 205 GTi	1600	Iver	750
78	Charles Cozens	Peugeot 1.4 XSi	1360	Chippenham	750
84	Marcus Gibson	Fiesta XR2	1600	Redditch	750
86	Rhys Heke	Fiesta XR2	1600	Gosport	750
87	Colin Shearer	Peugeot 206 GTi	1600	Fife	750
88	Ian Oakes	Vauxhall Nova GTE	1600	Bletchley	750
89	Nick Joyce	Fiesta XR2	1600	Wellesbourne	750
90	Paul Wilson	Fiesta XR2	1598	Nailsea	750
93	Simon Harradine	Fiesta XR2	1600	Royston	750
99	Jonathan Hopper	Peugeot 205 GTi	1580	Aylesbury	750

Demon Tweeks, Yokohama tyres & Cars & Car Conversions magazine are the main sponsors for the Stock Hatch Championship, which in its 4th year continues to be one of the most popular saloon car championships in the UK. The use of standard engine & gearbox, a 'control' Yokohama A539 tyre and a weight penalty for leading cars ensures close racing at very affordable cost.

Race 2**grg.com****10 Laps**

kitcar championship

NO	CLS	DRIVER	CAR DETAILS	CCS	HOMETOWN	CLUB
5	C	Nigel Brown	Leader 400	1800	Great Barr	750
7	C	Jonathan Edwards	Westfield SE	1800	Studley	750
11	C	Andrew Owen	Sylva Phoenix	1800	Welwyn Garden City	750
15	C	Simon Childs	Sylva Phoenix	1800	Nether Heyford	750
17	C	Dave Devine	Sylva Phoenix	1800	Ashingdon	750
18	A	Foster Lewins	Westfield SEi	1700	Chesterfield	750
20	B	Robert Putnam	Procomp LA Gold	1600	Warley	750
21	A	Clive Turner	Autotune Gemini	3000	Sandiacre	750
25	C	Jonathan Barnett	Sylva Phoenix	1800	Putney	750
26	A	Peter Rowney	Westfield SEi	1660	Stafford	750
27	B	David Chapman	Sylva Phoenix	1600	Diss	750
29	C	John Sims	Westfield SE	1800	Hockley	750
31	C	Richard Daw	Procomp LA Gold	1800	Preston Bissett	750
32	A	Peter Robinson	Sylva Striker	1660	Sutton Coldfield	750
37	A	David Robinson	Sylva Striker	1998	Rotherfield	750
38	A	Roger Dexter	Westfield 7SE	1600	Dunstable	750
40	A	Mark Allcock	Dutton Melos	3500	Haslingden	750
45	C	Brian Dean	Sylva Striker Mk2	1800	Leicester	750
51	A	Tony Absalom	Sylva Striker	1700	Reading	750
52	C	Graham Stephenson	Quantum Xtreme	1800	Wordsley	750
53	C	Andrew Hiley	Lacost	1800	Golcar	750
55	A	Andrew Ward	Sylva Striker	1700	Kettering	750
Res 1 57	A	Ken Marsh	Dutton Melos	3500	Bury	750
60	A	Andy Sterling	Dax Rush	3600	Brockenhurst	750
71	A	Matt Jones	Westfield SE	1700	Chellaston	750
72	C	Lesley Hudson	Sylva Phoenix	1800	Litchborough	750
75	A	Matthew Lewis	Eldon Roadster	3528	Woking	750
77	A	Mark Owen	Sylva Striker Mk3	1600	Welwyn Garden City	750
78	A	Ken Lewins	Dutton Leggera	3500	Chesterfield	750
82	A	Dan Compton	Sylva Mk2	1700	London	750
84	A	Christopher Brown	Westfield SE	1700	London	750
88	A	Bryan Healey	Sylva Phoenix	1660	Poynton	750
89	A	Mark Matthews	Marlin Sportster	3500	Crediton	750
90	C	Tony Southgate	Sylva Phoenix	1800	Rothersthorpe	750
99	C	Edward Hasler	Westfield SEiW	1800	London	750

The Kit Car Championship, sponsored by The Grass Roots Group PLC, is for road legal front-engined Kit Cars. The engine regulations allow considerable freedom whilst there are limitations on the design of rear suspension and transmission. There are three classes, A - 1661 to 3500cc, B - up to 1660cc and class C - 1800 Ford Zetec.

Race 3

10 Laps

Roadsports Championship

NO	CLS	DRIVER	CAR DETAILS	CCS	HOMETOWN	CLUB
2	C	Rick Lloyd	Morgan + 8	4600	Burley	750
3	C	Pat Thomas	Lotus Exige	1800	Spalding	750
5	B	Holly Mason	Lotus Elise	1800	Hampstead	750
8	C	Cliff Finn	Ginetta G4	1998	East Molesey	750
9	A	Pete Richards	Clan Crusader	998	March	750
11	C	Mal Davison	Porsche 993	3600T	Tamworth	750
13	C	Chris Acklam	Morgan + 8	3900	Ashford	750
16	C	Simon McDermott	Morgan + 8	4600	Macclesfield	750
22	A	Steve Jay	Clan Crusader	998	Bury	750
23	B	Stephen Oliver	Lotus Elise	1800	Ely	750
29	C	Keith Ahlers	Morgan + 8	4554	Trinity	750
31	B	Kevin Eacock	Porsche 944	2500	Redditch	750
32	A	Howard Jones	Ginetta G4	1300	Bedford	750
33	A	Rob Moody	Turner MkII	1340	Norwich	750
34	A	John Morgan	Ginetta G15	998	Chalfont St Peter	750
35	A	Roy Adams	Ginetta G15	998	Abingdon	750
36	C	David Forsbrey	Porsche 993 RS/CS	3800	Henley-on-Thames	750
37	C	William Rouillier	Ginetta	1800	Blandford Forum	750
44	C	John Hazzard	Lotus Esprit	3500	Hemel Hempstead	750
54	A	Paul Morgan	Ginetta G15	998	Chalfont St Peter	750
65	C	Derek Gregory	Porsche 924S	2500	Wimbourne	750
66	C	John Reed	Renault Spider	1998	Great Bardfield	750
68	C	Phil Hollins	Morgan + 8	3995	Grayshott	750
71	C	Steve Burtt	Porsche 911 SC	2993	Bourne	750
77	C	Robbie Watts	Renault Spider	2000	Westcliff On Sea	750
81	C	Mike Cook	Porsche 924	2000	Pitsford	750
86	C	Colin Davids	Porsche 911SC	3500	Basingstoke	750
88	C	Chris Williams	Morgan + 8	4500	Buckhurst Hill	750
94	B	Nigel Ainge	Porsche 944	2490	Tamworth	750
99	C	Alex Livesley	Jensen Healey	2000	St Leonards On Sea	750

The Roadsports Championship, sponsored in 2001 by **KELSport** and **Club Lotus** is the most varied and competitive sports car category in the country, attracting cars from five decades, over ten different manufacturers and has in excess of 110 eligible models of sports cars currently listed. With carefully chosen class structures to ensure close competition for everyone, even cars from one-make series will find a place with more interesting competition. **KELSport** is the racing side of long-term Lotus dealers Kelvedon Motors of Spalding, Lincolnshire, run by Lotus 'guru' Pat Thomas who races an Exige in this year's championship.

Race 4

10 Laps

750 MC Formula 4 Championship

NO	CLS	DRIVER	CAR DETAILS	CCS	HOMETOWN	CLUB
3	A	Erwin Smiech	Reynard SF86	1600	Lincoln	750
4	B	Steve Patania	Van Diemen RF82	2000	Doncaster	750
6	D	John Moore	Forest MOT VD95	1800	Sandhurst	750
7	B	Nigel Payne	Van Diemen RF82	2000	Chertsey	750
8	D	John Miller	Van Diemen RF97	1800	Bourne	750
9	B	Julie Clark	Van Diemen RF82	2000	Chesham	750
11	A	Chris Kite	ERM	1600	Bracknell	750
12	A	John Woodward	Delta	1600	Stratton Audley	750
16	A	Damon Bland	Van Diemen RF86	1600	Cheltenham	750
17	A	Ray Gardner	Van Diemen RF86	1600	Sible Hedingham	750
18	D	John Griffiths	Swift SC97	1800	Frampton Cotterell	750
21	A	Andy Schulz	Chevron B67	1600	Milton Keynes	750
23	D	Matthew Payne	Van Diemen	1800	Eastwood	750
24	C	Mike Read	Reynard SF79	2000	Byfield	750
26	D	Barry Pomfret	Van Diemen RF98	1800	Bletchley	750
27	D	David Blyth	Van Diemen RF97	1800	Wavendon Gate	750
29	B	Andrew Leviston	Van Diemen RF82	2000	Ipswich	750
32	A	Barry Pritchard	Van Diemen RF93	1600	Attleborough	750
34	B	Alan Kirk	Van Diemen RF81	2000	Barnsley	750
38	D	Steve Taylor	Van Diemen RF96	1800	Swavesey	750
40	A	David Longstaff	Ray 89F	1600	Misterton	750
41	B	Graeme Colloff	Van Diemen	2000	London	750
42	D	David Fricker	Van Diemen RF97	1800	Droylesden	750
44	A	Clive Yorath	Magnum	1600	Cheltenham	750
46	D	Andy Clarke	Vector M697	1800	Milton Keynes	750
48	B	Paul Rider	Royale RP30	2000	Burnham On Crouch	750
54	B	Gary Dexter	Van Diemen RF83	2000	Toddington	750
60	D	Nathan Sturdgess	Van Diemen	1800	Hickling	750
71	A	Jock Sergison	Highlander	1600	Doncaster	750
88	B	Mike Whatley	Van Diemen RF82	2000	Hepworth	750
91	A	David Healey	Delta T92	1600	Norton	750

The 750 Motor Club Formula 4 Championship provides the technical sophistication of slicks and wings in an affordable single seater championship. Class A allows any design of chassis and caters for the designer/constructor as well as for cars converted from F3, FFord, FF2000 and Formula Renault; all must use the 1600 CVH Ford engine. Class B is for FF2000 cars built prior to October 1983, class C for pre Dec '80, running to the former FF2000 regulations and Class D sees pre 1999 Formula Ford Zetec cars.

Races 5/10**10 Laps****750 Motor Club Locost Championship**

NO	DRIVER	CAR DETAILS	CCS	HOMETOWN	CLUB
7	Adam Wilkinson	Locost	1300	Royston	750
9	Malcolm Mitton	Locost	1300	Little Staughton	750
12	Andrew Crapnell	Locost	1300	Bradford On Avon	750
14	Ian Collins	Locost	1300	Bevere	750
15	Richard Cartledge	Locost	1300	Bolton	750
25	Dominic O' Donnell	Locost	1300	Wirral	750
26	Danny Cassar	Locost	1300	East Ham	750
27	Alex Hughes	Locost	1300	Hindhead	750
28	Alex Eacock	Locost	1300	Redditch	750
29	John Suckling	Locost	1300	Nr Keighley	750
30	Barnaby Guest	Locost	1300	Bedford	750
35	Royce Grey	Locost	1300	Alresford	750
36	Darryl Beckwith	Locost	1300	Saunderton	750
38	Steve Kimber	Locost	1300	Brentwood	750
41	Brett Townsend	Locost	1300	Leamington Spa	750
44	William Mitcham	Locost	1300	Bury St Edmunds	750
49	Mark Crankshaw	Locost	1300	Cambridge	750
53	Mike Saunders	Locost	1300	Landrake	750
54	Ian Gray	Locost	1300	Ilkeston	750
55	Rodney Gildersleeves	Locost	1300	Sudbury	750
73	Ged Sidnell	Locost	1300	Norwich	750
77	Brian Turvey	Locost	1300	Old Harlow	750
96	Tim Gray	Locost	1300	Trowell	750
99	Adrian Pickering	Locost	1300	Abingdon	750

**The drivers listed above will be in the 1st Locost practice session;
those on the next page are in the 2nd session.**

From the combined times, the fastest 50% will go into Race 5, the remainder into Race 10.

The 750 Motor Club Locost Championship was started in 1999 and is being promoted by the 750 Motor Club to encourage newcomers to construct and race a car built to a standard specification, very much in line with the 'ethos' of the Club. The 'Locost' was originally designed by Ron Champion, a teacher at Oundle School in Peterborough, as a project for his technology pupils. Such was the success that over 50 have been constructed within the school, a very popular book has been published and it is yet another of the 750 Motor Club's formulae aimed squarely at getting people involved in Motorsport. The Championship is sponsored in 2001 by Locost Limited.

Race 5/10**10 Laps****750 Motor Club Locost Championship**

NO	DRIVER	CAR DETAILS	CCS	HOMETOWN	CLUB
6	Niki Baxter	Locost	1300	Belper	750
13	Chris James	Locost	1300	Sonning Common	750
18	Philip O' Halloran	Locost	1300	Hersham	750
21	Mark Benton	Locost	1300	Farnham Royal	750
22	Ivan Thomas	Locost	1300	Morley	750
23	Janet Sherry	Locost	1300	Twickenham	750
24	Gordon Dobson	Locost	1300	Biggin Hill	750
31	Alex Jullien	Locost	1300	Wickford	750
32	Derek Linley	Locost	1300	Huddersfield	750
34	Ian Gibson	Locost	1300	Braintree	750
37	Kevin Lucas	Locost	1300	Ilkeston	750
48	Ian McLaughlin	Locost	1300	Worksop	750
50	James Davies	Locost	1300	Cheltenham	750
51	Helen Saunders	Locost	1300	Landrake	750
52	Pete Hammond	Locost	1300	Aylesbury	750
66	Keith O' Brien	Locost	1300	Welwyn	750
68	Tom Ballentyne	Locost	1300	Colchester	750
69	John Ballentyne	Locost	1300	Colchester	750
81	Kevin Broughton	Locost	1300	Spalding	750
87	Alan Yearley	Locost	1300	Bow	750
89	Carl Pickering	Locost	1300	Brandon	750
90	Lee Rouillier	Locost	1300	Bicester	750

The 750 Motor Club Locost Championship was started in 1999 and is being promoted by the 750 Motor Club to encourage newcomers to construct and race a car built to a standard specification, very much in line with the 'ethos' of the Club. The 'Locost' was originally designed by Ron Champion, a teacher at Oundle School in Peterborough, as a project for his technology pupils. Such was the success that over 50 have been constructed within the school, a very popular book has been published and it is yet another of the 750 Motor Club's formulae aimed squarely at getting people involved in Motorsport. The Championship is sponsored in 2001 by Locost Limited.

Race 7

12 Laps

F3 1-litre Trophy + Formula Junior

Nº	CLS	DRIVER	CAR DETAILS	CCS	HOMETOWN	CLUB
7	FJ	Duncan Rabagliati	Alexis HF1	998	Wimbledon	750
10	FJ	Paul Hewes	Lola Mk2	1092	Bury St Edmunds	750
17	FJ	John Truslove	Elva 100	996	Redditch	750
27		Peter Williams	Brabham BT15	997	Chesterton	HSCC
29	FJ	Bill Grimshaw	Gemini MkII	1098	Rossendale	FJA
35		David Pullen	Chevron B17	997	Worplesdon	HSCC
37		James Long	Brabham BT15	997	Waverton	HSCC
51	FJ	Michael Hibberd	Lotus 20	1098	Slough	FJA
59		Richard Spelberg	Lotus 59	998	Dusseldorf	IHA
65	FJ	Clifford Jowsey	Lotus 22	1100	Whitby	FJA
69	FJ	Robin Longdon	Lola Mk5a	1098	Cranage	AMOC
76	FJ	Michael Waller	Lotus 22	1098	Baughurst	750
79		Lothar Peters	Merlyn Mk9	997	Oberhausen	DMSB
81		Vivien Ayres	Brabham BT21	997	Crowthorne	750
83		Palle Ringsrom	Tecno F3	997	Roskilde	750
85		Maurice Slatine	Merlyn Mk14 A	997	Gonfreville	ACO
91		Hermann Unold	Tecno F3	998	Neuhofen	750
94		Keith Messer	Vesey	997	Basingstoke	750
96		Vincent Rivet	Brabham BT28	1000	Soucieu	ASSAVE
99		Richard Urwin	Brabham	997	Woking	HSCC

Race 8

Autoscribe



10 Laps

LTD
750 Formula Championship 2001

Nº	CLS	DRIVER	CAR DETAILS	CCS	HOMETOWN	CLUB
0		Mick Harris	Darvi 877	850	High Wycombe	750
2		Pete Knipe	DNC F750	850	Bracknell	750
3		Bob Simpson	SS Reliant	850	West Drayton	750
4		Peter Bove	Darvi 88/P	850	Essendon	750
7		Tim Cousins	Darvi Mk5	850	Peterborough	750
9	B	Adrian Daniels	Kaz 96	850	Reading	750
11	B	Andrew Lake	Darvi Mk5B	850	Bedford	750
19		Dave Robson	SDAR/83	850	Ashbourne	750
20	B	Mark Windley	Time 3B	850	Tattershall	750
24	B	Dick Hartle	Ingham 3 GT	850	Meopham	750
27	B	Sue Buxton	Darvi Mk5/97	850	West Malling	750
29		Chris Gough	CGR1	850	Telford	750
30		Peter Sleight	Darvi Mk5	850	Worthing	750
31	B	Sean Graham	Marrow	850	Gosport	750
33	B	Lee Burnham	Centaur Mk20	850	Fleet	750
34	B	Dave Heaver	TSR Marrow	850	Longfield	750
36	B	Julian Thomas	Le Tigre	850	Mossley	750
41	B	Charles Vacy - Ash	Arcas 9	850	Balsall Common	750
42	B	Martin Kemp	Darvi Mk6	850	Aldershot	750
43		Dick Harvey	Darvi - 91D	850	Totteridge	750
44	B	Nick Windley	Time 3B	850	Tattershall	750
50		Rodney Hill	Mystic T4/21	850	Ashby De La Zouch	750
55	B	Roger Rowe	Centaur Mk20	850	Kidderminster	750
65	B	Mick Gleadow	DNC Mk 6	850	St Ives	750
72	B	Michael King	Kaptech	850	Chelmsford	750
77		Nige Cowley	Cowley MkIV	850	Doncaster	750
87	B	Brian Denniss	Polden	850	Catford	750



750 Formula is for lightweight two-seater sports racing cars and was originally introduced by the 750 MC in 1949, as its first racing formula. The regulations provide ample scope for the budding amateur to design and build his own car, and to develop his skills in chassis / suspension design and engine tuning within carefully controlled limits; alternatively there are often suitable cars available for sale from within the formula.

Race 9

6 Laps

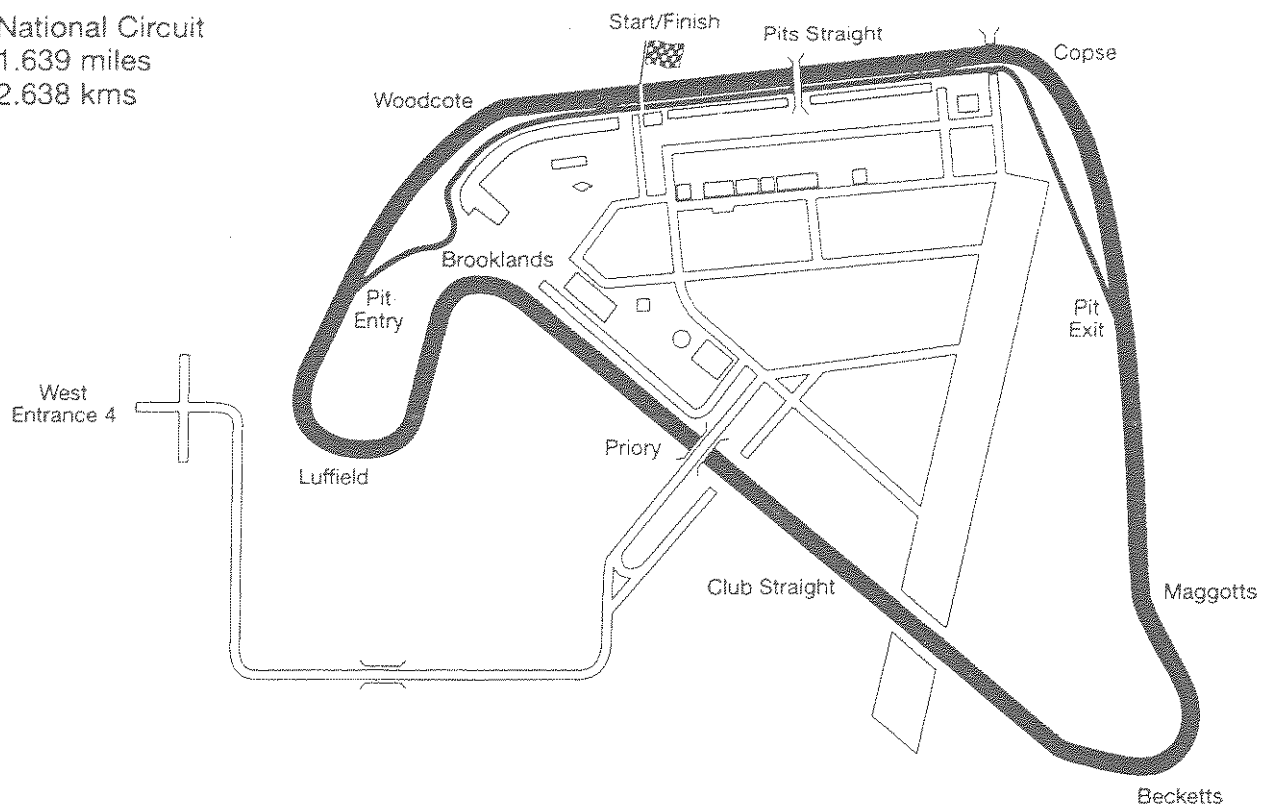
Austin 7 Triple Challenge

Nº	CLS DRIVER	CAR DETAILS	CCS	HOMETOWN	CLUB
1	Glynn Hobbs	Austin 7 Special	750	Birchington	750
2	Mark Roper	Austin 7 Sports	747	Partridge Green	750
3	Tim Myall	A7 Special	747	Crowborough	750
4	Robert Sterling	A7 Ulster	750	Harragate	750
6	Roger Windley	A7 Single Seater	747	Tattershall	750
7	Don Rawson	D & S Special	803	Oswestry	750
8	Richard Ashford	Austin Ulster	747	Oxford	750
9	David Asplin	Austin 7 Ulster	747	Brownhills	750
10	Nick Hayward-Cook	A7 Monoposto	750	Gt Missenden	750
11	Alistair Frayling-Cork	Austin Special	747	Reading	750
12	Nick Allen	Ulster Replica	747	Middle Lypiatt	750
13	Graham Chambers	A7 Ulster	750	Canterbury	750
14	Mike Gilbert	Austin 7 Special	747	Lower Sunbury	750
15	Jeremy Flann	Austin Supersports	747	North Waltham	MCC
17	Jean Rees	Austin Rees	747	Altrincham	750
26	Steve Whitby	Austin 7 Special	747	St Neots	750
27	Paul Lawrence	A7 Single Seater	747	Beecham Well	750
31	Reg Nice	A7 Ulster	747	Abbots Langley	750
32	David Whetton	Austin Mouse Racer	747	Wimborne	750
36	Keith Jenkins	A7 Speedex Silverstone	803	Bow	750
41	Cliff Ringrose	WEV	747	Newark	750
72	David Morgan	Cooper Special No 1	747	Hatfield	750

Austin Sevens first raced in 1923. Under the SEVEN FIFTY MOTOR CLUB, Austin Sevens were exclusively raced in its 750 Formula from 1950, the basis of the formula being modified Austin Seven chassis and engines. Race-worthy engine components became scarce and Austin Seven racing declined during the late 1970's. Since then, PHOENIX CRANKSHAFTS have liberated the impecunious racers, with top-quality rotating parts and as a result many original cars can be seen racing today. THE TRIPLE CHALLENGE is held in celebration of those pioneering days. Thanks to the support of PHOENIX CRANKSHAFTS and THE SEVEN-FIFTY MOTOR CLUB, Austin Seven racers from all eras are once again on the track displaying the traditional spirit of friendly, but resolute, competition. Handicap results are calculated after the finish by applying a performance-related allowance to each car.

Silverstone™

National Circuit
1.639 miles
2.638 kms



Silverstone Circuit Lap Records

Formula	Class	Name	Time	Speed	Date	Formula	Class	Name	Time	Speed	Date
750 Formula		M. Harris	1:08.49	86.15	18/10/97	Roadsports	A	P. Lucas	1:12.98	80.84	08/03/97
750 Trophy	A	M. Roper	1:30.99	64.84	13/08/00	B	P. Thomas	1:08.44	86.21	15/07/00	
	B	J. Lutz	1:23.49	70.67	13/08/00	C	R. Lloyd	1:05.53	90.04	15/07/00	
	C	R. Rowe	1:18.01	75.63	13/08/00	D	M. Gardiner	1:14.74	78.94	15/07/00	
	E	P. Wright	1:23.49	70.67	13/08/00	Caterhams	A	M. Stewart	1:05.10	90.63	10/10/98
	Formula 4	A	A. Rennie	1:01.24	96.34	08/03/97	B	B. Ely	1:07.03	88.02	10/10/98
	B	A. Hancock	1:01.69	95.64	08/03/97	C	I. Brown	1:09.10	85.38	08/03/97	
	C	J. Bolton	1:03.65	92.70	10/10/98	Hot Hatch	A	M. Bush	1:11.84	82.12	18/03/00
	D	TBE	-	-	-	B	R. Ebdon	1:10.07	84.20	18/03/00	
Formula Vee		B. Simpson	1:05.59	89.95	08/03/97	C	R. Walmsley	1:13.25	80.55	18/03/00	
Kit Cars	A	J. White	1:05.92	89.50	15/07/00	Stock Hatch	I	Carvell	1:15.67	78.02	14/08/99
	B	A. Owen	1:08.49	86.14	10/10/98						
	C	S. Taylor	1:07.47	87.50	14/08/99						

Race 11**10 Laps****Goldarts 7 Championship**

NO	CLS	DRIVER	CAR DETAILS	CCS	HOMETOWN	CLUB
5	A	Keith Dunn	Caterham Superlight	1800	Droitwich	750
7	C	Ashley Croft	Caterham 7	1400	Letchworth	750
9	C	David Litchfield	Caterham 7	1400	Battersea	750
20	C	Adrian Watt	Caterham 7	1400	Peterborough	750
25	A	Peter Lawrence	Caterham Superlight	1800	Thame	750
27	C	Howard Kaye	Caterham 7 Supersports	1400	Crouch End	750
29	C	Ken Baird	Caterham 7	1400	Elstree	750
32	B	Terry Clark	Caterham 7	1600	Northwood	750
35	C	Stuart Plotnek	Caterham 7	1400	Coggeshall	750
42	C	John Benfield	Caterham 7	1400	Houghton Regis	750
46	C	Ben Woodhouse	Caterham Super 7	1400	Richmond	750
48	B	Gerald Simpson	Caterham Supersprint	1700	Churton	750
49	A	Ian Wale	Caterham Super 7	2000	Chesterfield	750
61	C	Alastair Chalmers	Caterham	1400	Cheadle Hulme	750
62	C	Matt Shires	Caterham 7 Supersports	1400	Redhill	750
63	A	Andy Toone	Caterham 7	2000	West Bridgford	750
68	C	Richard Webb	Caterham 7	1400	Fairford	750
84	A	Simon Lanyon	Caterham Super 7	1800	London	750
87	A	Mark Lanyon	Caterham Super 7	1700	London	750
88	A	Richard Ince	Caterham Superlight	1800	Stowmarket	750
94	A	Steve Hayes	Caterham 7	1700	Haslemere	750
97	A	John Pragnell	Caterham 7	1600	Brackley	750
98	B	Tim Lamb	Caterham 7	1600	Clevedon	750

GOLD ARTS

The 2001 GoldArts 7 Championship is for Caterham / Lotus 7 running in 4 classes. Class A is for 1700 Xflow, 2000cc Vauxhall and Ford Zetec, 1700 twincam & 1600 K series; B includes 1600cc twincam, 1800 Ford Zetec, 1800, 1600 K Series; 1400 K series are class C, whilst Class D is for former Scholarship/Graduate cars. All have to run on a choice of Yokohama tyres and a minimum weight of 600 kgs including the driver. The championship enjoys support from Goldarts Jewellers & Yokohama tyres.

Race 12

10 Laps

750 MC Formula Vee Championship

NO	DRIVER	CAR DETAILS	CCS	HOMETOWN	CLUB
1	Jeremy Clark	Spyder GAC	1300	Edmonton	750
2	Trevor Welsh	Leystone 2001	1300	Durham	750
3	Craig Davis	Sheane FV01	1300	Bicester	750
5	Jon Randall	Kaimann	1300	Standon Massey	750
6	Guy Bellingham	Scarab Mk2	1300	Aylesbury	750
17	Tom Watson	Sheane FV/96	1300	Winchester	750
22	Stephen Glasswell	Sheane 97	1300	Bury St Edmunds	750
24	Alan Robinson	Leystone AHS	1300	Alsager	750
27	Nik Baatz	Sheane GAC	1300	High Wycombe	750
28	Patrick Sherrington	Scarab Mk2	1300	Bagshot	750
29	Stephen Kershaw	Leystone JH003	1300	Swords	750
30	Andy Nickless	Leystone 2001	1300	Droitwich	750
32	David Fuller	Ray	1300	Southend On Sea	750
34	David Hall	SLS Group Sheane	1300	Naas	750
36	Peter Kalpakiotis	Leystone AHS	1300	Morden	750
37	Paul Mitson	Sheane	1300	Cookham Dean	750
39	Lee Rouillier	Leystone	1300	Bicester	750
41	Martin Brown	Ray FV89	1300	Sevenoaks	750
42	Ian Ellis	Scarab Mk4	1300	Prestbury	750
45	Bill Burnett	Sheane	1300	Fordcombe	750
47	William Redman	Jucee AHS Leystone	1300	Holywell Green	750
49	Ian Raby	Hawke DL	1300	Heathfield	750
50	James Conyers	Conyers V1	1300	Upper Poppleton	750
51	Alistair Heslop	Scarab Mk4	1300	Stoke Bruerne	750
57	Neil Chilleystone	Scarab Mk2	1300	Wyndham	750
58	Philip Haydon	Scarab Mk2	1300	Harlow	750
59	Bill Stenning	Spyder	1300	West End	750
60	Bob Higgins	Sheane	1300	Arundel	750
62	Martyn Dennis	Sheane 98	1300	Tring	750
65	Michael Fenwick	Leystone JH002	1300	Billingham	750
70	Nicholas Brown	Sheane 94	1300	Orsett Heath	750
80	Peter Cann	Predator	1300	Saxmundham	750
82	Robert Dagg	Scarab Mk2	1300	Maidstone	750
85	Tony Dawson	Sheane	1300	Ealing	750
87	Mike Pascall	Sheane 2000	1300	Maidenhead	750
90	Martin Borrow	ACE Mk2	1300	Kettering	750
94	Aaron Atkins	Sheane	1300	Diss	750
99	John Parry	Scarab Mk2	1300	Hawarden	750

Following practice, the fastest 34 qualified drivers take part in the race.

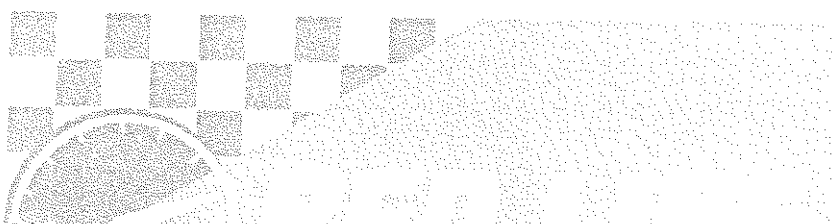
The 750 Motor Club Formula Vee championship is ideal for beginner and 'expert' alike, looking for competitive single seater racing on a low budget. It has been run by the 750 Motor Club since 1980 and is probably the cheapest way to go single seater racing in the UK. Engine, gearbox and much of the suspension and braking system is from the VW 1300 Beetle and this, along with a Dunlop 'control' tyre puts the emphasis on driver ability to win races.

Race 13

10 Laps

750 MC Roadgoing bike-engined series

No	CLS	DRIVER	CAR DETAILS	CCS	HOMETOWN	CLUB
3	B	Ian Johnson	Fisher Fury	900	Esher	750
4	B	Peter Hurst	Locoblade	918	Beccles	750
5	B	Matthew Rowe	Westfield Blade	919	Ilminster	750
6	B	Gordon Griffin	Fisher Fury	919	Sanderstead	750
9	A	Jonathan Wright	Westfield Megabusa	1300	Swaffham Bulbeck	750
11	B	Mike Field	Fisher Fury	919	London	750
15	A	Andy Charsley	Fisher Fury	1300	Bromley	750
16	B	Dick Adams	Iceni-LC	900	Thefford	750
18	A	Graham Hill	Westfield Megabird	1100	London	750
24	B	Martin Brooks	Westfield SE	900	Chiswick	750
27	B	Alan McPherson	Formula 27	919	Swindon	750
35	B	Alistair Massarella	Fisher Fury	900	Kings Lynn	750
37	A	Andrew Huxtable	Westfield Megabird	1137	Amersham	750
41	B	John Stewart	Stuart Taylor Locoblade	920	Hazlemere	750
77	B	Warwick Barnes	Fisher Fury	913	Rotherfield	750



Red Line[®] Synthetic Oil Corporation is the world leader in lubricant and fuel system chemistry. The only oil company to use 100% poly-ol ester base-stocks to provide unbeatable oil performance and durability, with no compromise. Used in Formula 1, F3000, ChampCars, GTs, NASCAR, Touring Cars, on-road, off-road, 2-wheels, 4 wheels, watercraft, hovercraft and aircraft: the same leading edge technology is available to all Red Line[®] users. Inventors of unique products such as Water Wetter[™], LikeWater[™] and ShockProof[™] gear oil, Red Line[®] are dedicated to producing the worlds finest synthetic lubricants and additives. Products designed for performance. Red Line[®] are pleased to support the new Roadgoing Motorcycle Engined Sports Car race series, with product prizes for the winners in each class.

New for 2001, the 750 Motor Club series for Roadgoing bike-engined cars is for two-seater cars which must be road legal and capable of passing an MOT. Cars may be constructed specifically for the series or may be one of the many motorcycle engined cars currently available from a wide range of kit car manufacturers. The engines must be series-production four-stroke units and may not be modified from standard; they run in two classes according to the manufacturer's figures, of up to 135 bhp (class B) and of 136 to 180 bhp (class A). The series is supported in its inaugural year by FISHER SPORTSCARS.

Race 14

6 Laps

750 MC 750 Trophy Championship

Nº	CLS	DRIVER	CAR DETAILS	CCS	HOMETOWN	CLUB
1	C	Roger Rowe	RWR	600	Kidderminster	750
2	A	Mark Roper	Austin 7 Sports	747	Partridge Green	750
6	C	Roger Windley	Genie	747S	Tattershall	750
7	C	Don Rawson	Rawson Special	1172	Oswestry	750
9	C	Ian Allen	U.C.E	750	Deeping St Nicholas	750
10	A	Nick Hayward-Cook	A7 Monoposto	747	Gt Missenden	750
11	C	John Marshall	Lotus Mk6	1172	Bristol	750
12	C	Colin Willmott	DNC	749	Cookhill	750
13	B	Graham Chambers	A7 Ulster	750	Canterbury	750
17	B	Jean Rees	Rees Special	747	Altrincham	750
21	C	Keith Blanshard	Lotus 6	1172	Tilton	750
22	D	Neil Hodges	Cooper Mk8	498	Rickmansworth	750
26	B	Michael Whitby	Austin 7 Special	747	St Neots	750
32	B	David Whetton	Austin Mouse Racer	747	Wimborne	750
35	C	Frank Barnard	Scholar Mk1A	750	Marlborough	750
41	C	Cliff Ringrose	WEV	747	Newark	750
44	B	Terry Brown	Speedex Silverstone	803	Carterton	750
68	C	Pete Birch	J6S III	642	Mablethorpe	750
71	C	Phil Evans	Time 3B	750	Cleobury Mortimer	750
87	C	Reg Hargrave	Kieft F3	499	Crick	750

The 750 Trophy Championship is for Austin Seven based cars, supported by other cars of historic interest and similar performance. As in the former pre-war Austin 7 Championship, Austin Sevens will compete in two classes:- Austin Seven sports and racing cars, post-war specials and early 750 Formula cars with Austin Seven engines/gearboxes. In further classes are cars from the old 1172 Formula along with vintage, PVT and historic cars such as 500cc Formula 3 and other similar vehicles.

Race 15

10 Laps

Morgan Motor Co Challenge

Nº	CLS	DRIVER	CAR DETAILS	CCS	HOMETOWN	CLUB
1	E	Alan Wickenden	Morgan 4/4	1800	Lancing	MSCC
2	A	Rick Lloyd	Morgan + 8	4600	Burley	750
6	A	Simon McDermott	Morgan + 8	4600	Macclesfield	MSCC
7	D	Mary Lindsay	Morgan + 8	3528	Colchester	MSCC
11	E	David James	Morgan + 4	1991	Harrow	MSCC
13	B	Chris Acklam	Morgan + 8	3900	Ashford	MSCC
18	E	John Clarke	Morgan + 4	1991	Gt Missenden	MSCC
21	C	James Paterson	Morgan + 8	3900	North Walsham	MSCC
24	B	Phil Brown	Morgan + 8	3860	Castle Camps	MSCC
25	C	Daniel Ward	Morgan + 8	3900	Thame	MSCC
28	A	Christopher Williams	Morgan + 8	4500	Buckhurst Hill	MSCC
29	A	Keith Ahlers	Morgan + 8	4554	Trinity	750
39	C	Simon Orebi-Gann	Morgan + 8	3900	Putney	MSCC
44	E	Stephen Wheatley	Morgan 4/4	1700	London	MSCC
45	C	Andy Green	Morgan + 8	3990	Kingston Blount	MSCC
48	D	Philip Goddard	Morgan + 8	3528	Matching Tye	MSCC
54	B	Peter Horsman	Morgan + 8	3999	Lafimer	MSCC
55	B	Philip McKelvey	Morgan + 8	3900	Gt. Dunmow	MMC
69	B	Phil Hollins	Morgan + 8	3995	Grayshott	MSCC
71	D	Kelvin Laidlaw	Morgan + 8	3528	Worcester	MSCC
99	A	Matthew Wurr	Morgan + 8	4598	Bishops Stortford	MSCC

The Morgan Motor Company Challenge is open to all road-going, 4-wheeled Morgans and is divided into five classes encompassing both standard and modified cars. Class A is fully modified Plus 8 cars up to 4600ccs. Class B is Plus 8 up to 3999cc, Plus 4 and 4/4 up to 2350ccs; Class C is standard Plus 8 up to 3999ccs; Class D is Plus 8 up to 3600ccs; Class E is production 4 cylinder Morgans.

Race 16

10 Laps

Demon Tweeks/Yokohama/CCC Hot Hatch Championship

No	CLS	DRIVER	CAR DETAILS	CCS	HOMETOWN	CLUB
6	A	Mark Cunningham	Citroen AX GT	1400	Southwater	750
8	B	Richard Walmsley	Peugeot 205 GTi	1600	Dewsbury	750
14	B	Martyn Culley	Fiesta XR2	1600	Andover	750
15	C	Darren Blumson	Vauxhall Astra GTE	2000	Reigate	750
19	B	Roger Ebdon	Fiesta XR2	1600	Romsey	750
21	B	Glyn Cartwright	Fiesta XR2	1600	Sandy	750
22	B	Andy Fells	Fiesta XR2	1600	Basildon	750
23	B	Stephen Wood	Peugeot 205 GTi	1599	Crediton	750
25	B	Geoff Bluff	Vauxhall Nova GTE	1600	Sheffield	750
26	B	Jason Marino	Fiesta XR2	1600	Finchampstead	750
31	B	Lewis Williams	Fiesta XR2	1600	Guildford	750
32	B	Adrian Lowes	Escort XR3	1600	Horsham	750
33	B	Richard Kingsnorth	Peugeot 205 GTi	1600	Colchester	750
40	B	Craig Dawson	Fiesta XR2	1600	Towcester	750
41	B	Barrie Culley	Fiesta XR2	1600	Basingstoke	750
43	B	Martin Rutherford	Fiesta XR2	1600	Harrow	750
44	A	Marc Gliddon	Rover Metro GTi	1400	Brockham	750
50	B	John Hammersley	Peugeot 205 GTi	1600	Stone	750
51	B	Simon Hill	Peugeot 205 GTi	1600	Stone	750
52	A	John Waples	Citroen AX GT	1360	Crawley	750
55	C	Steve Horner	Fiesta RS 1800	1800	Buckingham	750
59	A	Craig Abraham	Rover Metro GTi	1400	Wellingborough	750
60	A	Lee Reynolds	Citroen AX GTi	1360	Church Stretton	750
66	B	Steve Treen	Fiesta XR2	1597	Crediton	750
69	A	Steve Orchard	Rover MG Metro	1330	Midsomer Norton	750
76	B	Rob Minns	Fiesta XR2	1600	Bromley	750
77	B	Steve Powlesland	Peugeot 205 GTi	1580	Eastleigh	750
81	C	Jay Frost	Renault Clio	1780	Canvey Island	750
82	B	Guy Foulger	Citroen Saxo VTR	1600	Sapcote	750
84	A	Mark Bush	Rover Metro GTi	1400	Milton Keynes	750
85	B	Bernie Bowden	Vauxhall Nova GTE	1600	Slough	750
88	A	Steve Polley	Toyota Starlet	1290	Heathfield	750
91	B	Paul Fines - Allin	Fiesta XR2	1600	Croprey	750

Demon Tweeks, Yokohama tyres and Cars & Car Conversions Magazine are the main sponsors for this year's Hot Hatch Championship which attracts a wide range of popular hatchback cars of up to 2000cc. Cars are allowed engine and suspension modifications, standard pattern brakes and all must use the Yokohama A032R 'control' tyre. This together with a weight penalty for leading cars ensures close racing without excessive budgets.

Autoscribe 750 Formula Championship

1st	127	Bob Simpson	4th	86	Antony Raine
2nd	99	Pete Knipe	5th	71	Nige Cowley
3rd	92	Peter Bove	6th	68	Paul Morris

750 Motor Club Formula 4 Championship

1st	172	A Andy Schulz	4th	150	A Ray Gardner
2nd	169	D David Fricker	5th	146	D Barry Pomfret
3rd	159	A Erwin Smiech	6th	116	D John Moore

750 Motor Club Formula Vee Championship

1st	139	Jeremy Clark	4th	98	Guy Bellingham
2nd	136	Trevor Welsh	5th	97	Craig Davis
3rd	116	David Hall	6th	83	Paul Mitson

750 Motor Club 750 Trophy Championship

1st	59	C Don Rawson	4th	38	D Kerry Horan
2nd	51	C Roger Rowe	5th	37	C Pete Birch
3rd	45	C Roger Windley	6th	36	B Keith Whitby

grg.com Kit Car Championship

1st	73	C Jonathan Edwards	4th	45	A Mark Owen
2nd	72	A Andy Sterling	5th	42	C Simon Childs
3rd	56	C Andrew Owen	6th	42	C Jonathan Barnett

Kelsport/Lotus Club Roadsports Championship

1st	106	C Keith Ahlers	4th	72	C Mal Davison
2nd	76	B Dean Lanzante	5th	67	B Stephen Oliver
3rd	74	A Howard Jones	6th	48	A Kevin Ginger

Demon Tweaks/Yokohama/CCC Hot Hatch Championship

1st	100	B Guy Foulger	4th	71	B Simon Hill
2nd	88	A Mark Cunningham	5th	70	B John Hammersley
3rd	73	C Jay Frost	6th	68	A Lee Reynolds

Demon Tweaks/Yokohama/CCC Stock Hatch Championship

1st	394	Pete Morgan	4th	362	Tony Scarlett
2nd	390	Andy Burgess	5th	336	Darren Blumson
3rd	378	Steve Gordon	6th	308	Paul Sheehan

Goldarts 7 Championship

1st	111	C Matt Shires	4th	69	A John Schneider
2nd	74	A Richard Ince	5th	65	A Neil Turner
3rd	70	B Tim Lamb	6th	63	B Gerald Simpson

750 Motor Club Locost Championship

1st	99	Darren Banks	4th	53	Brett Townsend
2nd	84	Darryl Beckwith	5th	50	Mike Saunders
3rd	77	Malcolm Mitton	6th	45	Royce Grey

Silverstone National Circuit - Lap Speed Table

Time in secs	Speed in mph	Time in secs	Speed in mph	Time in secs	Speed in mph	Time in secs	Speed in mph	Time in secs	Speed in mph	Time in secs	Speed in mph
60.00	98.34	63.50	92.92	67.00	88.07	70.50	83.69	74.00	79.74	77.50	76.13
60.10	98.18	63.60	92.77	67.10	87.93	70.60	83.58	74.10	79.63	77.60	76.04
60.20	98.01	63.70	92.63	67.20	87.80	70.70	83.46	74.20	79.52	77.70	75.94
60.30	97.85	63.80	92.48	67.30	87.67	70.80	83.34	74.30	79.41	77.80	75.84
60.40	97.69	63.90	92.34	67.40	87.54	70.90	83.22	74.40	79.31	77.90	75.74
60.50	97.53	64.00	92.19	67.50	87.41	71.00	83.10	74.50	79.20	78.00	75.65
60.60	97.37	64.10	92.05	67.60	87.28	71.10	82.99	74.60	79.09	78.10	75.55
60.70	97.21	64.20	91.91	67.70	87.16	71.20	82.87	74.70	78.99	78.20	75.45
60.80	97.05	64.30	91.76	67.80	87.03	71.30	82.75	74.80	78.88	78.30	75.36
60.90	96.89	64.40	91.62	67.90	86.90	71.40	82.64	74.90	78.78	78.40	75.26
61.00	96.73	64.50	91.48	68.00	86.77	71.50	82.52	75.00	78.67	78.50	75.16
61.10	96.57	64.60	91.34	68.10	86.64	71.60	82.41	75.10	78.57	78.60	75.07
61.20	96.41	64.70	91.20	68.20	86.52	71.70	82.29	75.20	78.46	78.70	74.97
61.30	96.25	64.80	91.06	68.30	86.39	71.80	82.18	75.30	78.36	78.80	74.88
61.40	96.10	64.90	90.92	68.40	86.26	71.90	82.06	75.40	78.25	78.90	74.78
61.50	95.94	65.00	90.78	68.50	86.14	72.00	81.95	75.50	78.15	79.00	74.69
61.60	95.79	65.10	90.64	68.60	86.01	72.10	81.84	75.60	78.05	79.10	74.59
61.70	95.63	65.20	90.50	68.70	85.89	72.20	81.72	75.70	77.94	79.20	74.50
61.80	95.48	65.30	90.36	68.80	85.76	72.30	81.61	75.80	77.84	79.30	74.41
61.90	95.32	65.40	90.22	68.90	85.64	72.40	81.50	75.90	77.74	79.40	74.31
62.00	95.17	65.50	90.08	69.00	85.51	72.50	81.38	76.00	77.64	79.50	74.22
62.10	95.01	65.60	89.95	69.10	85.39	72.60	81.27	76.10	77.53	79.60	74.13
62.20	94.86	65.70	89.81	69.20	85.27	72.70	81.16	76.20	77.43	79.70	74.03
62.30	94.71	65.80	89.67	69.30	85.14	72.80	81.05	76.30	77.33	79.80	73.94
62.40	94.56	65.90	89.54	69.40	85.02	72.90	80.94	76.40	77.23	79.90	73.85
62.50	94.41	66.00	89.40	69.50	84.90	73.00	80.83	76.50	77.13	80.00	73.76
62.60	94.26	66.10	89.26	69.60	84.78	73.10	80.72	76.60	77.03	80.10	73.66
62.70	94.11	66.20	89.13	69.70	84.65	73.20	80.61	76.70	76.93	80.20	73.57
62.80	93.96	66.30	89.00	69.80	84.53	73.30	80.50	76.80	76.83	80.30	73.48
62.90	93.81	66.40	88.86	69.90	84.41	73.40	80.39	76.90	76.73	80.40	73.39
63.00	93.66	66.50	88.73	70.00	84.29	73.50	80.28	77.00	76.63	80.50	73.30
63.10	93.51	66.60	88.59	70.10	84.17	73.60	80.17	77.10	76.53	80.60	73.21
63.20	93.36	66.70	88.46	70.20	84.05	73.70	80.06	77.20	76.43	80.70	73.12
63.30	93.21	66.80	88.33	70.30	83.93	73.80	79.95	77.30	76.33	80.80	73.02
63.40	93.07	66.90	88.20	70.40	83.81	73.90	79.84	77.40	76.23	80.90	72.93

Demon Tweeks/Yokohama/CCC Stock Hatch Provisional Results Race 1

POS	NO	CL	NAME	NAT	ENTRY	TIME	LAPS	GAP	MPH	BEST
1	85		Andrew BOWDEN		Vauxhall Nova GSi	13:16.650	10		74.28	1:18.035
2	73		David CHINN		Fiesta XR2	13:17.481	10	0.831	74.20	1:17.983
3	63		Pat GROVE		Peugeot 205 GTi	13:18.536	10	1.886	74.11	1:17.694
4	72		Clifford PELLIN		Fiesta XR2	13:21.523	10	4.873	73.83	1:18.389
5	76		Simon HARVEY		Peugeot 205 GTi	13:24.337	10	7.687	73.57	1:17.867
6	20		Steve WRIGHT		Peugeot 205 GTi	13:25.175	10	8.525	73.50	1:18.155
7	38		Phillip BECKER		Fiesta XR2i	13:25.298	10	8.648	73.48	1:18.159
8	88		Ian OAKES		Vauxhall Nova GTE	13:25.626	10	8.976	73.45	1:17.816
9	5		Gordon MACMILLAN		Peugeot 205 GTi	13:27.127	10	10.477	73.32	1:17.760
10	57		Richard HERBERT		Fiesta XR2	13:28.202	10	11.552	73.22	1:18.251
11	52		Colin THORPE		Fiesta XR2	13:28.354	10	11.704	73.21	1:17.920
12	90		Paul WILSON		Fiesta XR2	13:28.424	10	11.774	73.20	1:17.709
13	79		Gary PARKES		Fiesta XR2	13:32.069	10	15.419	72.87	1:18.197
14	46		Angus LOCK		Peugeot 205 GTi	13:37.589	10	20.939	72.38	1:18.623
15	93		Simon HARRADINE		Fiesta XR2	13:39.768	10	23.118	72.19	1:18.226
16	44		Martin ROGERS		Fiesta XR2	13:44.799	10	28.149	71.75	1:18.881
17	78		Charles COZENS		Peugeot 1.4 XSi	13:45.599	10	28.949	71.68	1:20.011
18	84		Marcus GIBSON		Fiesta XR2	13:45.819	10	29.169	71.66	1:18.882
19	66		David ROWE		Rover Metro GTi	13:46.446	10	29.796	71.60	1:20.199
20	35		Andrew THORPE		Fiesta XR2	13:46.726	10	30.076	71.58	1:18.653
21	55		Tony HEADLAND		Fiesta XR2	13:48.758	10	32.108	71.40	1:19.594
22	56		Jim MUSKER		Fiesta XR2	13:52.800	10	36.150	71.06	1:20.211
23	64		Peter HANDS		Fiesta XR2	13:53.617	10	36.967	70.99	1:19.161
24	40		John WAPLES		Fiesta XR2i	13:55.582	10	38.932	70.82	1:18.508
25	45		Francis WOOD		Peugeot 205 GTi	14:06.546	10	49.896	69.90	1:20.965
26	27		Richard WARNER		Fiesta XR2	14:14.311	10	57.661	69.27	1:20.896
27	99		Jonathan HOPPER		Peugeot 205 GTi	14:28.101	10	1:11.451	68.17	1:23.002

NOT CLASSIFIED

87	Colin SHEARER	Peugeot 206 GTi	11:40.820	8	D.N.F.	67.60	1:19.054
77	Wayne BAILEY	Peugeot 205 GTi	8:35.285	6	D.N.F.	69.04	1:20.521
54	Michael WRIGHT	Fiesta XR2	8:36.788	6	D.N.F.	68.84	1:21.650
39	Ben HALL	Fiesta XR2	2:49.486	2	D.N.F.	70.66	1:19.051
70	Marc EMMETT	Peugeot 205 GTi		0	D.N.F.	N/A	

FASTEST LAP

63	Pat GROVE	Peugeot 205 GTi	1:17.694	3	75.94mph	122.22kph	
----	-----------	-----------------	----------	---	----------	-----------	--


No 59 excluded - O1.1.6, No 16 excluded - O3.1.1, Non-starter 32
Weather/Track: Sunny/Dry

Silverstone
Circuit Length = 1.6390 miles.
Start: 13:51

MST sports timing

Clerk of Course:  15:55

Stewards:

Timekeeper: 

grg.com Kit Cars
Provisional Results Race 2

POS	NO	CL	NAME	NAT	ENTRY	TIME	LAPS	GAP	MPH	BEST
1	77	A	Mark OWEN		Sylva Striker Mk3	11:28.275	10		85.98	1:07.040
2	75	A	Matthew LEWIS		Eldon Roadster	11:32.833	10	4.558	85.41	1:07.102
3	11	C	Andrew OWEN		Sylva Phoenix	11:40.196	10	11.921	84.52	1:07.799
4	7	C	Jonathan EDWARDS		Westfield SE	11:40.756	10	12.481	84.45	1:08.084
5	15	C	Simon CHILDS		Sylva Phoenix	11:42.986	10	14.711	84.18	1:08.245
6	55	A	Andrew WARD		Sylva Striker	11:44.122	10	15.847	84.04	1:08.008
7	82	A	Dan COMPTON		Sylva Mk2	11:52.226	10	23.951	83.09	1:08.589
8	17	C	Dave DEVINE		Sylva Phoenix	11:54.511	10	26.236	82.82	1:08.330
9	45	C	Brian DEAN		Sylva Striker Mk2	11:58.392	10	30.117	82.37	1:09.130
10	25	C	Jonathan BARNETT		Sylva Phoenix	11:58.619	10	30.344	82.35	1:08.295
11	21	A	Clive TURNER		Autotune Gemini	11:59.404	10	31.129	82.26	1:09.246
12	31	C	Richard DAW		Procomp LA Gold	12:01.352	10	33.077	82.04	1:09.560
13	90	C	Tony SOUTHGATE		Sylva Phoenix	12:16.159	10	47.884	80.39	1:08.322
14	88	A	Bryan HEALEY		Sylva Phoenix	12:17.748	10	49.473	80.21	1:11.021
15	72	C	Lesley HUDSON		Sylva Phoenix	12:18.519	10	50.244	80.13	1:09.050
16	5	C	Nigel BROWN		Leader 400	12:18.902	10	50.627	80.09	1:11.676
17	71	A	Matt JONES		Westfield SE	12:26.151	10	57.876	79.31	1:11.420
18	18	A	Foster LEWINS		Westfield SEi	12:28.057	10	59.782	79.11	1:11.472
19	89	A	Mark MATTHEWS		Marlin Sportster	12:28.786	10	1:00.511	79.03	1:11.763
20	27	B	David CHAPMAN		Sylva Phoenix	12:29.808	10	1:01.533	78.92	1:11.920
21	20	C	Robert PUTNAM		Procomp LA Gold	12:30.790	10	1:02.515	78.82	1:11.984
22	26	A	Peter ROWNEY		Westfield SEi	12:34.076	10	1:05.801	78.48	1:10.767
23	32	A	Peter ROBINSON		Sylva Striker	12:35.061	10	1:06.786	78.37	1:10.899
24	30	A	Patrick McDERMOTT		Westfield SE	12:08.142	9	1 LAP	73.17	1:17.192
25	40	A	Mark ALLCOCK		Dutton Melos	12:08.753	9	1 LAP	73.11	1:17.260
26	38	A	Roger DEXTER		Westfield 7SE	11:36.052	8	2 LAPS	68.06	1:11.384

NOT CLASSIFIED

37	A	David ROBINSON	Sylva Striker	10:26.236	9	D.N.F.	85.08	1:07.861
84	A	Christopher BROWN	Westfield SE	7:12.985	6	D.N.F.	82.17	1:08.457
57	A	Ken MARSH	Dutton Melos	6:34.261	5	D.N.F.	75.27	1:14.897
78	A	Ken LEWINS	Dutton Leggera	6:52.958	5	D.N.F.	71.86	1:14.696
60	A	Andy STERLING	Dax Rush	4:43.738	4	D.N.F.	83.80	1:08.423
99	C	Edward HASLER	Westfield SEiW		0	D.N.F.	N/A	
52	C	Graham STEPHENSON	Quantum Xtreme		0	D.N.F.	N/A	

FASTEST LAP

77	A	Mark OWEN	Sylva Striker Mk3	1:07.040	6	88.01mph	141.64kph
11	C	Andrew OWEN	Sylva Phoenix	1:07.799	3	87.02mph	140.05kph
27	B	David CHAPMAN	Sylva Phoenix	1:11.920	7	82.04mph	132.03kph

Non-starter: 29
 No 53 excluded - J16.1(f), No 25 - 4 second penalty - J16.1(e)

MST sports timing

Silverstone
 Circuit Length = 1.6390 miles.
 Start: 14:21

Clerk of Course: 	Stewards:	Timekeeper: 
---	-----------	--

KELSport/Club Lotus

Provisional Results Race 3

POS	NO	CL	NAME	NAT	ENTRY	TIME	LAPS	GAP	MPH	BEST
1	2	C	Rick LLOYD		Morgan +8	11:16.688	10		87.45	1:05.384
2	29	C	Keith AHLERS		Morgan +8	11:17.171	10	0.483	87.39	1:05.283
3	11	C	Mal DAVISON		Porsche 993	11:30.869	10	14.181	85.66	1:06.267
4	86	C	Colin DAVIDS		Porsche 911SC	11:33.080	10	16.392	85.38	1:06.897
5	36	C	David FORSBREY		Porsche 993 RS/CS	11:33.390	10	16.702	85.34	1:06.639
6	16	C	Simon McDERMOTT		Morgan +8	11:33.785	10	17.097	85.30	1:06.206
7	88	C	Chris WILLIAMS		Morgan +8	11:43.416	10	26.728	84.13	1:07.083
8	8	C	Cliff FINN		Ginetta G4	11:44.821	10	28.133	83.96	1:07.606
9	13	C	Chris ACKLAM		Morgan +8	11:56.708	10	40.020	82.57	1:09.165
10	3	C	Pat THOMAS		Lotus Exige	12:04.101	10	47.413	81.72	1:10.169
11	23	B	Stephen OLIVER		Lotus Elise	12:05.984	10	49.296	81.51	1:10.068
12	77	C	Robbie WATTS		Renault Spider	12:09.035	10	52.347	81.17	1:10.425
13	71	C	Steve BURTT		Porsche 911 SC	12:09.316	10	52.628	81.14	1:10.478
14	68	C	Phil HOLLINS		Morgan +8	12:12.626	10	55.938	80.77	1:10.995
15	66	C	John REED		Renault Spider	12:18.531	10	1:01.843	80.13	1:11.092
16	54	A	Paul MORGAN		Ginetta G15	11:27.976	9	1 LAP	77.44	1:13.416
17	5	B	Holly MASON		Lotus Elise	11:33.060	9	1 LAP	76.87	1:12.226
18	32	A	Howard JONES		Ginetta G4	11:34.357	9	1 LAP	76.73	1:14.583
19	65	C	Derek GREGORY		Porsche 924S	11:42.672	9	1 LAP	75.82	1:13.220
20	33	A	Rob MOODY		Turner MkII	12:01.430	9	1 LAP	73.85	1:15.604
21	31	B	Kevin EACOCK		Porsche 944	12:01.894	9	1 LAP	73.80	1:17.484
22	94	B	Nigel AINGE		Porsche 944	12:24.050	9	1 LAP	71.60	1:19.715
23	34	A	John MORGAN		Ginetta G15	11:24.892	8	2 LAPS	69.17	1:21.468

NOT CLASSIFIED

9	A	Pete RICHARDS	Clan Crusader	9:11.782	7	D.N.F.	75.17	1:14.922
37	C	William ROUILLIER	Ginetta	7:50.051	6	D.N.F.	75.69	1:13.575
22	A	Steve JAY	Clan Crusader	8:41.126	6	D.N.F.	68.27	1:22.652
99	C	Alex LIVESLEY	Jensen Healey		0	D.N.F.	N/A	

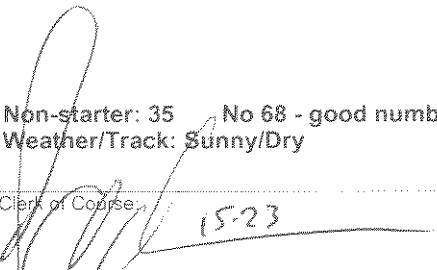
FASTEST LAP

29	C	Keith AHLERS	Morgan +8	1:05.283	5	90.38mph	145.45kph
23	B	Stephen OLIVER	Lotus Elise	1:10.068	10	84.21mph	135.52kph
54	A	Paul MORGAN	Ginetta G15	1:13.416	7	80.36mph	129.34kph

Non-starter: 35 No 68 - good number, thank you
Weather/Track: Sunny/Dry

Silverstone
Circuit Length = 1.6390 miles.
Start: 15:47

MST sports timing

Clerk of Course:  15:23

Stewards:

Timekeeper: 

750 Motor Club Formula 4 Provisional Results Race 4

POS	NO	CL	NAME	NAT	ENTRY	TIME	LAPS	GAP	MPH	BEST
1	21	A	Andy SCHULZ		Chevron B67	10:24.663	10		94.74	1:01.121
2	3	A	Erwin SMIECH		Reynard SF86	10:26.710	10	2.047	94.43	1:01.180
3	16	A	Damon BLAND		Van Diemen RF86	10:41.286	10	16.623	92.28	1:02.478
4	26	D	Barry POMFRET		Van Diemen RF98	10:51.034	10	26.371	90.90	1:03.531
5	17	A	Ray GARDNER		Van Diemen RF86	10:52.832	10	28.169	90.65	1:03.170
6	42	D	David FRICKER		Van Diemen RF97	10:55.171	10	30.508	90.32	1:03.262
7	88	B	Mike WHATLEY		Van Diemen RF82	10:55.426	10	30.763	90.29	1:02.690
8	12	A	John WOODWARD		Delta	10:56.258	10	31.595	90.17	1:03.378
9	23	D	Matthew PAYNE		Van Diemen	10:59.380	10	34.717	89.75	1:03.808
10	27	D	David BLYTH		Van Diemen RF97	11:01.090	10	36.427	89.51	1:04.280
11	40	A	David LONGSTAFF		Ray 89F	11:01.867	10	37.204	89.41	1:03.730
12	32	A	Barry PRITCHARD		Van Diemen RF93	11:03.582	10	38.919	89.18	1:02.928
13	8	D	John MILLER		Van Diemen RF97	11:05.583	10	40.920	88.91	1:03.510
14	41	B	Graeme COLLOFF		Van Diemen	11:08.944	10	44.281	88.46	1:05.140
15	4	B	Steve PATANIA		Van Diemen RF82	11:12.291	10	47.628	88.02	1:05.289
16	91	A	David HEALEY		Delta T92	11:12.980	10	48.317	87.93	1:04.983
17	18	D	John GRIFFITHS		Swift SC97	11:13.460	10	48.797	87.87	1:04.892
18	38	D	Steve TAYLOR		Van Diemen RF96	11:18.582	10	53.919	87.21	1:04.116
19	34	B	Alan KIRK		Van Diemen RF81	11:20.699	10	56.036	86.94	1:05.354
20	54	B	Gary DEXTER		Van Diemen RF83	11:21.248	10	56.585	86.87	1:06.092
21	46	D	Andy CLARKE		Vector M697	11:22.323	10	57.660	86.73	1:05.552
22	7	B	Nigel PAYNE		Van Diemen RF82	11:23.776	10	59.113	86.54	1:06.011
23	48	B	Paul RIDER		Royale RP30	11:28.627	10	1:03.964	85.94	1:06.501
24	24	C	Mike READ		Reynard SF79	10:34.330	9	1 LAP	83.99	1:06.115
25	29	B	Andrew LEVISTON		Van Diemen RF82	10:38.272	9	1 LAP	83.47	1:06.976
26	44	A	Clive YORATH		Magnum	10:52.902	9	1 LAP	81.60	1:09.622
27	71	A	Jock SERGISON		Highlander	11:17.603	9	1 LAP	78.63	1:12.475

NOT CLASSIFIED

6	D	John MOORE	Forest MOT VD95	9:47.446	9	D.N.F.	90.69	1:03.499
---	---	------------	-----------------	----------	---	--------	-------	----------

FASTEST LAP

21	A	Andy SCHULZ	Chevron B67	1:01.121	7	96.53mph	155.36kph
88	B	Mike WHATLEY	Van Diemen RF82	1:02.690	5	94.12mph	151.47kph
42	D	David FRICKER	Van Diemen RF97	1:03.262	8	93.26mph	150.10kph
24	C	Mike READ	Reynard SF79	1:06.115	9	89.24mph	143.62kph

Weather/Track: Sunny/Dry

MST sports timing

Silverstone
Circuit Length = 1.6390 miles.
Start: 15:12

Clerk of Course:

 15:40

Stewards:

Timekeeper:



750 Motor Club Locost Provisional Results Race 5

POS	NO	CL	NAME	NAT	ENTRY	TIME	LAPS	GAP	MPH	BEST
1	44		William MITCHAM		Locost	12:52.537	10		76.60	1:15.961
2	90		Lee ROULLIER		Locost	12:54.161	10	1.624	76.44	1:15.638
3	9		Malcolm MITTON		Locost	12:54.334	10	1.797	76.42	1:15.540
4	36		Darryl BECKWITH		Locost	12:55.547	10	3.010	76.30	1:15.445
5	35		Royce GREY		Locost	12:55.715	10	3.178	76.29	1:15.520
6	28		Alex EACOCK		Locost	12:56.276	10	3.739	76.23	1:15.923
7	7		Adam WILKINSON		Locost	12:56.623	10	4.086	76.20	1:15.988
8	41		Brett TOWNSEND		Locost	13:06.191	10	13.654	75.27	1:16.901
9	53		Mike SAUNDERS		Locost	13:08.334	10	15.797	75.07	1:15.891
10	12		Andrew CRAPNELL		Locost	13:10.723	10	18.186	74.84	1:16.408
11	30		Barnaby GUEST		Locost	13:10.743	10	18.206	74.84	1:16.896
12	29		John SUCKLING		Locost	13:11.025	10	18.488	74.81	1:16.904
13	25		Dominic O'DONNELL		Locost	13:11.380	10	18.843	74.78	1:16.893
14	38		Steve KIMBER		Locost	13:14.149	10	21.612	74.52	1:17.171
15	15		Richard CARTLEDGE		Locost	13:14.259	10	21.722	74.51	1:17.736
16	77		Brian TURVEY		Locost	13:14.966	10	22.429	74.44	1:17.242
17	87		Alan YEARLEY		Locost	13:31.536	10	38.999	72.92	1:18.897
18	31		Alex JULLIEN		Locost	13:31.924	10	39.387	72.88	1:18.800
19	55		Rodney GILDERSLEEVE		Locost	13:43.168	10	50.631	71.89	1:18.499
20	34		Ian GIBSON		Locost	13:43.392	10	50.855	71.87	1:19.172

NOT CLASSIFIED

51	Helen SAUNDERS	Locost	4:29.369	3	D.N.F.	66.36	1:25.905
----	----------------	--------	----------	---	--------	-------	----------

FASTEST LAP

36	Darryl BECKWITH	Locost	1:15.445	3	78.20mph	125.86kph
----	-----------------	--------	----------	---	----------	-----------

Weather/Track: Sunny/Dry

MST sports timing

Silverstone
Circuit Length = 1.6390 miles.
Start: 15:30

Clerk of Course:  16.15	Stewards:	Timekeeper: 
--	-----------	---

Demon Tweaks/Yokohama/CCC

Provisional Results Race 6

POS	NO	CL	NAME	NAT	ENTRY	TIME	LAPS	GAP	MPH	BEST
1	60		Craig SHEPHERD		Fiesta XR2	12:46.491	10		77.21	1:15.485
2	10		Glenn STOKES		Peugeot 106	12:46.860	10	0.369	77.17	1:15.166
3	24		Tony SCARLETT		Peugeot 106 SXi	12:51.000	10	4.509	76.75	1:15.148
4	14		Mark DAVIES		Peugeot 205 GTi	12:53.538	10	7.047	76.50	1:15.566
5	8		Steve GORDON		Peugeot 106 XSi	12:54.192	10	7.701	76.44	1:15.833
6	15		Darren BLUMSON		Peugeot 205 GTi	12:58.815	10	12.324	75.98	1:15.518
7	25		Pete MORGAN		Fiesta XR2	12:59.040	10	12.549	75.96	1:16.264
8	18		Roger EBDON		Fiesta XR2	12:59.736	10	13.245	75.89	1:15.617
9	9		Paul SHEEHAN		Peugeot 205 GTi	13:00.039	10	13.548	75.86	1:16.229
10	13		James WARNER		Fiesta XR2	13:03.139	10	16.648	75.56	1:16.194
11	30		Carl TOWNEND		Peugeot 205 GTi	13:04.958	10	18.467	75.39	1:16.506
12	82		Alan THORNDYKE		Peugeot 205 GTi	13:12.602	10	26.111	74.66	1:17.271
13	11		Sean STANWAY		Fiesta XR2	13:12.940	10	26.449	74.63	1:15.976
14	6		Andy BURGESS		Suzuki Swift GTi	13:13.700	10	27.209	74.56	1:15.596
15	19		Matthew LEWIS		Fiesta XR2	13:17.448	10	30.957	74.21	1:16.746
16	47		Dave BALDING		Fiesta XR2	13:18.290	10	31.799	74.13	1:17.271
17	91		Steven GROOM		Peugeot 205 GTi	13:20.972	10	34.481	73.88	1:17.274
18	23		Paul TIBBS		Fiesta XR2	13:21.012	10	34.521	73.88	1:16.957
19	34		Chris BALL		Fiesta XR2	13:21.767	10	35.276	73.81	1:17.232
20	41		Nigel HUNT		Peugeot 205 GTi	13:27.341	10	40.850	73.30	1:17.521
21	49		Paul GOROLINI		Fiesta XR2	13:27.909	10	41.418	73.25	1:17.855
22	68		Tony TAYLOR		Peugeot 205 GTi	13:30.194	10	43.703	73.04	1:17.835
23	31		David HICKTON		Fiesta XR2	13:30.440	10	43.949	73.02	1:18.154
24	89		Nick JOYCE		Fiesta XR2	13:31.224	10	44.733	72.95	1:18.188
25	65		Terry ROUGHTON		Peugeot 205 GTi	13:31.434	10	44.943	72.93	1:17.981
26	26		Stephen FERNS		Peugeot 205 GTi	12:54.302	9	1 LAP	68.81	1:18.096
27	92		Paul McMILLAN		Peugeot 205 GTi	12:59.949	6	4 LAPS	45.61	1:18.831

NOT CLASSIFIED

50	Robert O'BOYLE	Fiesta XR2	10:45.235	8	D.N.F.	73.43	1:17.306
28	Kevin HATCH	Fiesta XR2	10:55.272	8	D.N.F.	72.30	1:17.066
37	Christopher BETTIS	Vauxhall Nova GSi	9:23.205	7	D.N.F.	73.64	1:15.512
42	Chris AYRES	Fiesta XR2	4:15.195	3	D.N.F.	70.05	1:19.669
96	Gareth WRIGHT	Fiesta XR2	1:30.754	1	D.N.F.	66.95	1:30.754

FASTEST LAP

24	Tony SCARLETT	Peugeot 106 SXi	1:15.148	5	78.51mph	126.36kph
----	---------------	-----------------	----------	---	----------	-----------


No 74 excluded - O3.1.1, Non-starter: 33
Weather/Track: Sunny/Dry

Silverstone
Circuit Length = 1.6390 miles.
Start: 15:52

MST sports timing

Clerk of Course:  18.16

Stewards:

Timekeeper: 

1 Litre Formula 3 with Historic Formula Junior Provisional Results Race 7

POS	NO	CL	NAME	NAT	ENTRY	TIME	LAPS	GAP	MPH	BEST
1	96		Vincent RIVET		Brabham BT28	13:52.369	12		85.27	1:07.466
2	85		Maurice SLOTINE		Merlyn Mk14 A	13:52.853	12	0.484	85.22	1:07.681
3	51	FJ	Michael HIBBERD		Lotus 20	14:01.760	12	9.391	84.32	1:07.808
4	37		James LONG		Brabham BT15	14:09.173	12	16.804	83.58	1:08.929
5	94		Keith MESSER		Vesey	14:27.708	12	35.339	81.80	1:09.433
6	99		Richard URWIN		Brabham	14:31.841	12	39.472	81.41	1:10.700
7	59		Richard SPELBERG		Lotus 59	14:33.790	12	41.421	81.23	1:10.276
8	35		David PULLEN		Chevron B17	14:37.426	12	45.057	80.89	1:11.249
9	65	FJ	Clifford JOWSEY		Lotus 22	14:42.605	12	50.236	80.42	1:11.146
10	79		Lothar PETERS		Merlyn Mk9	14:43.318	12	50.949	80.35	1:11.470
11	76	FJ	Michael WALLER		Lotus 22	13:55.695	11	1 LAP	77.87	1:13.512
12	27		Peter WILLIAMS		Brabham BT15	13:57.142	11	1 LAP	77.74	1:13.436
13	17	FJ	John TRUSLOVE		Elva 100	14:58.991	10	2 LAPS	65.83	1:25.674
14	7	FJ	Duncan RABAGLIATI		Alexis HF1	14:47.481	6	6 LAPS	40.09	1:19.362

NOT CLASSIFIED

91		Hermann UNOLD		Tecno F3	10:28.159	9	D.N.F.	84.81	1:07.736
29	FJ	Bill GRIMSHAW		Gemini MkII	8:10.719	6	D.N.F.	72.50	1:17.635
69	FJ	Robin LONGDON		Lola Mk5A	3:01.533	2	D.N.F.	65.97	1:34.832
10	FJ	Paul HEWES		Lola Mk2	1:35.554	1	D.N.F.	63.59	1:35.554
83		Palle RINGSTROM		Tecno F3		0	D.N.F.	N/A	

FASTEST LAP

96		Vincent RIVET		Brabham BT28	1:07.466	10	87.45mph	140.74kph
51	FJ	Michael HIBBERD		Lotus 20	1:07.808	10	87.01mph	140.03kph

Non-starter: 84
Weather/Track: Sunny/Dry

Silverstone
Circuit Length = 1.6390 miles.
Start: 16:16

MST sports timing

Clerk of Course: 	Stewards:	Timekeeper: 
---	-----------	--

Autoscribe 750 Formula Provisional Results Race 8

POS	NO	CL	NAME	NAT	ENTRY	TIME	LAPS	GAP	MPH	BEST
1	7		Tim COUSINS		Darvi Mk5	11:44.324	10		84.02	1:08.552
2	4		Peter BOVE		Darvi 88/P	11:49.938	10	5.614	83.36	1:08.982
3	3		Bob SIMPSON		SS Reliant	11:50.043	10	5.719	83.34	1:08.891
4	0		Mick HARRIS		Darvi 877	11:50.572	10	6.248	83.28	1:08.870
5	29		Chris GOUGH		CGR1	12:04.735	10	20.411	81.65	1:09.497
6	43		Dick HARVEY		Darvi - 91D	12:06.567	10	22.243	81.45	1:10.697
7	77		Nige COWLEY		Cowley MkIV	12:06.993	10	22.669	81.40	1:10.978
8	30		Peter SLEIGHT		Darvi Mk5	12:10.690	10	26.366	80.99	1:11.457
9	11	B	Andrew LAKE		Darvi Mk5B	12:26.495	10	42.171	79.27	1:13.053
10	50		Rodney HILL		Mystic T4/21	12:27.116	10	42.792	79.21	1:12.947
11	42	B	Martin KEMP		Darvi Mk6	12:39.372	10	55.048	77.93	1:13.094
12	27	B	Sue BUXTON		Darvi Mk5/97	12:42.488	10	58.164	77.61	1:12.826
13	44	B	Nick WINDLEY		Time 3B	12:48.805	10	1:04.481	76.97	1:14.682
14	31	B	Sean GRAHAM		Marrow	12:37.939	9	1 LAP	70.29	1:21.516
15	24	B	Dick HARTLE		Ingham 3 GT	12:06.577	8	2 LAPS	65.20	1:27.061
16	36	B	Julian THOMAS		Le Tigre	12:32.996	8	2 LAPS	62.92	1:25.756

NOT CLASSIFIED

34	B	Dave HEAVER	TSR Marrow	10:57.064	8	D.N.F.	72.10	1:16.223
72	B	Michael KING	Kaptech	9:24.439	7	D.N.F.	73.48	1:14.952
9	B	Adrian DANIELS	Kaz 96	8:32.497	6	D.N.F.	69.42	1:16.280
2		Pete KNIPE	DNC F750	3:39.058	3	D.N.F.	81.61	1:09.889
20	B	Mark WINDLEY	Time 3B	3:13.571	2	D.N.F.	61.87	1:33.858

FASTEST LAP

7		Tim COUSINS	Darvi Mk5	1:08.552	5	86.07mph	138.51kph
27	B	Sue BUXTON	Darvi Mk5/97	1:12.826	6	81.02mph	130.39kph

Non-starters: 19, 41, 55, 65, 87
Weather/Track: Bright/Dry

MST sports timing

Silverstone
Circuit Length = 1.6390 miles.
Start: 16:40

Clerk of Course: 	Stewards:	Timekeeper: 
---	-----------	--

Austin 7 Triple Challenge Provisional Results Race 9

POS	NO	CL	NAME	NAT	ENTRY	TIME	LAPS	GAP	MPH	BEST
1	44		John SKEAVINGTON		Austin Seven	9:04.991	6		65.28	1:28.224
2	13		Graham CHAMBERS		A7 Ulster	9:05.129	6	0.138	65.26	1:28.439
3	2		Mark ROPER		Austin 7 Sports	9:09.927	6	4.936	64.69	1:28.692
4	1		Glynn HOBBS		Austin 7 Special	9:11.034	6	6.043	64.56	1:28.503
5	10		Nick HAYWARD-COOK		A7 Monoposto	9:22.931	6	17.940	63.20	1:30.316
6	7		Don RAWSON		D & S Special	9:23.044	6	18.053	63.19	1:30.891
7	32		David WHETTON		Austin Mouse Racer	9:23.699	6	18.708	63.11	1:30.293
8	14		Mike GILBERT		Austin 7 Special	9:37.559	6	32.568	61.60	1:32.399
9	3		Tim MYALL		A7 Special	9:38.333	6	33.342	61.52	1:31.201
10	8		Richard ASHFORD		Austin Ulster	9:52.349	6	47.358	60.06	1:33.264
11	31		Reg NICE		A7 Ulster	10:01.967	6	56.976	59.10	1:37.795
12	9		David ASPLIN		Austin 7 Ulster	10:06.833	6	1:01.842	58.63	1:37.437
13	12		Nick ALLEN		Ulster Replica	10:45.862	6	1:40.871	55.08	1:44.480
14	72		David MORGAN		Cooper Special No 1	9:10.185	5	1 LAP	53.94	1:45.627
15	26		Steve WHITBY		Austin 7 Special	9:13.222	5	1 LAP	53.64	1:44.213
16	11		A FRAYLING-CORK		Austin Special	9:31.270	5	1 LAP	51.95	1:49.131

NOT CLASSIFIED

41		Cliff RINGROSE		WEV	1:43.931	1	D.N.F.	58.47	1:43.931
17		Jean REES		Austin Rees	1:48.080	1	D.N.F.	56.22	1:48.080
27		Paul LAWRENCE		A7 Single Seater	1:59.666	1	D.N.F.	50.78	1:59.666
15		Jeremy FLANN		Austin Supersports		0	D.N.F.	N/A	


FASTEST LAP

44		John SKEAVINGTON		Austin Seven	1:28.224	6	66.88mph	107.63kph	
----	--	------------------	--	--------------	----------	---	----------	-----------	--

Non-starters: 6 & 36
Weather/Track: Sunny/Dry

MST sports timing

Silverstone
Circuit Length = 1.6390 miles.
Start: 16:59

Clerk of Course: 

Stewards:

Timekeeper: 

750 Motor Club Locost Provisional Results Race 10

POS	NO	CL	NAME	NAT	ENTRY	TIME	LAPS	GAP	MPH	BEST
1	66		Keith O'BRIEN		Locost	13:35.288	10		72.58	1:18.987
2	26		Danny CASSAR		Locost	13:35.575	10	0.287	72.56	1:18.940
3	27		Alex HUGHES		Locost	13:36.178	10	0.890	72.50	1:19.354
4	49		Mark CRANKSHAW		Locost	13:36.353	10	1.065	72.49	1:19.132
5	54		Ian GRAY		Locost	13:43.585	10	8.297	71.85	1:20.041
6	13		Chris JAMES		Locost	13:43.962	10	8.674	71.82	1:20.504
7	68		Tom BALLENTYNE		Locost	13:52.657	10	17.369	71.07	1:21.314
8	37		Kevin LUCAS		Locost	13:52.950	10	17.662	71.04	1:20.907
9	24		Gordon DOBSON		Locost	13:56.628	10	21.340	70.73	1:20.116
10	14		Ian COLLINS		Locost	13:56.648	10	21.360	70.73	1:20.641
11	22		Ivan THOMAS		Locost	13:58.024	10	22.736	70.61	1:20.284
12	21		Mark BENTON		Locost	14:05.325	10	30.037	70.00	1:22.420
13	81		Kevin BROUGHTON		Locost	14:06.240	10	30.952	69.93	1:22.224
14	23		Janet SHERRY		Locost	14:07.011	10	31.723	69.87	1:21.110
15	52		Pete HAMMOND		Locost	14:19.292	10	44.004	68.87	1:23.013
16	32		Derek LINLEY		Locost	14:50.976	10	1:15.688	66.42	1:26.878
17	48		Ian McLAUGHLIN		Locost	13:40.643	9	1 LAP	64.92	1:26.435
18	50		James DAVIES		Locost	14:04.509	9	1 LAP	63.09	1:30.036

NOT CLASSIFIED

18	Philip O'HALLORAN	Locost	8:05.526	5	D.N.F.	61.12	1:28.621
----	-------------------	--------	----------	---	--------	-------	----------

FASTEST LAP

26	Danny CASSAR	Locost	1:18.940	9	74.74mph	120.29kph
----	--------------	--------	----------	---	----------	-----------

Non-starter: 73
Weather/Track: Bright/Dry

Silverstone
Circuit Length = 1.6390 miles.

MST sports timing

Clerk of Course:



Stewards:

Timekeeper:



Goldarts 7s

Provisional Results Race 11

POS	NO	CL	NAME	NAT	ENTRY	TIME	LAPS	GAP	MPH	BEST
1	5	A	Keith DUNN		Caterham Superlight	11:15.458	10		87.61	1:05.932
2	19	A	Chris PORRITT		Caterham 7	11:15.629	10	0.171	87.59	1:06.131
3	17	A	John SCHNEIDER		Caterham 7	11:15.803	10	0.345	87.57	1:05.842
4	88	A	Richard INCE		Caterham Superlight	11:16.464	10	1.006	87.48	1:06.184
5	49	A	Ian WALE		Caterham Super 7	11:27.645	10	12.187	86.06	1:07.067
6	94	A	Steve HAYES		Caterham 7	11:33.866	10	18.408	85.29	1:07.352
7	25	A	Peter LAWRENCE		Caterham Superlight	11:35.155	10	19.697	85.13	1:07.989
8	87	A	Mark LANYON		Caterham Super 7	11:35.607	10	20.149	85.07	1:07.306
9	84	A	Simon LANYON		Caterham Super 7	11:36.818	10	21.360	84.93	1:07.530
10	63	A	Andy TOONE		Caterham 7	11:40.507	10	25.049	84.48	1:08.506
11	62	C	Matt SHIRES		Caterham 7 Superspo	12:03.363	10	47.905	81.81	1:10.713
12	9	C	David LITCHFIELD		Caterham 7	12:08.920	10	53.462	81.18	1:10.714
13	98	B	Tim LAMB		Caterham 7	12:12.131	10	56.673	80.83	1:10.591
14	7	C	Ashley CROFT		Caterham 7	12:12.802	10	57.344	80.75	1:11.295
15	42	C	John BENFIELD		Caterham 7	12:12.936	10	57.478	80.74	1:11.193
16	35	C	Stuart PLOTNEK		Caterham 7	12:18.991	10	1:03.533	80.08	1:11.274
17	27	C	Howard KAYE		Caterham 7 Superspo	12:19.477	10	1:04.019	80.03	1:11.991
18	20	C	Adrian WATT		Caterham 7	12:24.809	10	1:09.351	79.45	1:12.269
19	68	C	Richard WEBB		Caterham 7	12:26.647	10	1:11.189	79.26	1:12.060
20	46	C	Ben WOODHOUSE		Caterham Super 7	12:26.657	10	1:11.199	79.26	1:11.719
21	29	C	Ken BAIRD		Caterham 7	11:28.287	9	1 LAP	77.41	1:12.532
22	32	B	Terry CLARK		Caterham 7	11:36.593	9	1 LAP	76.48	1:13.940
23	48	B	Gerald SIMPSON		Caterham Supersprin	11:45.761	9	1 LAP	75.49	1:12.220

NOT CLASSIFIED

61	C	Alastair CHALMERS		Caterham	10:56.304	9	D.N.F.	81.18	1:11.189
----	---	-------------------	--	----------	-----------	---	--------	-------	----------

FASTEST LAP

17	A	John SCHNEIDER		Caterham 7	1:05.842	10	89.61mph	144.22kph
98	B	Tim LAMB		Caterham 7	1:10.591	5	83.58mph	134.51kph
62	C	Matt SHIRES		Caterham 7 Superspo	1:10.713	9	83.44mph	134.28kph

No 97 excluded - car underweight
Weather/Track: Bright/Dry

MST sports timing

Silverstone
Circuit Length = 1.6390 miles.
Start: 14:29

Clerk of Course: <i>[Signature]</i>	Stewards: <i>15.41</i> <i>29.7.01</i>	Timekeeper: <i>[Signature]</i>
--	---	-----------------------------------

15.45

750 Motor Club Formula Vee Provisional Results Race 12

POS	NO	CL	NAME	NAT	ENTRY	TIME	LAPS	GAP	MPH	BEST
1	1		Jeremy CLARK		Spyder GAC	14:42.057	12		80.47	1:07.181
2	34		David HALL		SLS Group Sheane	14:42.406	12	0.349	80.44	1:07.008
3	6		Guy BELLINGHAM		Scarab Mk2	14:43.846	12	1.789	80.30	1:07.809
4	45		Bill BURNETT		Sheane	14:44.421	12	2.364	80.25	1:07.179
5	28		Patrick SHERRINGTON		Scarab Mk2	14:44.551	12	2.494	80.24	1:07.690
6	37		Paul MITSON		Sheane	14:45.106	12	3.049	80.19	1:07.262
7	29		Stephen KERSHAW		Leystone JH003	14:45.272	12	3.215	80.18	1:07.504
8	2		Trevor WELSH		Leystone 2001	14:45.574	12	3.517	80.15	1:06.879
9	59		Bill STENNING		Spyder	14:54.318	12	12.261	79.36	1:08.139
10	3		Craig DAVIS		Sheane FV01	14:54.565	12	12.508	79.34	1:07.780
11	87		Mike PASCALL		Sheane 2000	14:55.686	12	13.629	79.24	1:08.342
12	5		Jon RANDALL		Kaimann	14:55.853	12	13.796	79.23	1:08.733
13	57		Neil CHILLEYSTONE		Scarab Mk2	15:02.688	12	20.631	78.63	1:09.141
14	49		Ian RABY		Hawke DL	15:02.994	12	20.937	78.60	1:08.147
15	65		Michael FENWICK		Leystone JH002	15:08.416	12	26.359	78.13	1:08.575
16	94		Aaron ATKINS		Sheane	15:08.673	12	26.616	78.11	1:08.634
17	51		Alistair HESLOP		Scarab Mk4	15:09.049	12	26.992	78.08	1:09.754
18	24		Alan ROBINSON		Leystone AHS	15:09.292	12	27.235	78.06	1:09.624
19	47		William REDMAN		Jucee AHS Leystone	15:09.875	12	27.818	78.01	1:09.926
20	58		Philip HAYDON		Scarab Mk2	15:17.032	12	34.975	77.40	1:09.786
21	36		Peter KALPAKIOTIS		Leystone AHS	15:31.456	12	49.399	76.20	1:11.209
22	85		Tony DOWSON		Sheane	15:32.866	12	50.809	76.08	1:11.516
23	70		Nicholas BROWN		Sheane 94	15:37.909	12	55.852	75.68	1:10.766
24	42		Ian ELLIS		Scarab Mk4	15:46.191	12	1:04.134	75.01	1:12.243
25	62		Martyn DENNIS		Sheane 98	15:46.211	12	1:04.154	75.01	1:11.810
26	99		John PARRY		Scarab Mk2	14:51.703	10	2 LAPS	66.36	1:22.891

NOT CLASSIFIED

27	Nik BAATZ		Sheane GAC		11:15.843	8	D.N.F.	70.10	1:09.157
80	Peter CANN		Predator		5:53.615	4	D.N.F.	67.24	1:12.824
39	Lee ROUILLIER		Leystone		1:19.814	1	D.N.F.	76.13	1:19.814
82	Robert DAGG		Scarab Mk2		1:26.379	1	D.N.F.	70.35	1:26.379
41	Martin BROWN		Ray FV89		1:41.132	1	D.N.F.	60.08	
17	Tom WATSON		Sheane FV/96		2:19.814	1	D.N.F.	43.46	
30	Andy NICKLESS		Leystone 2001			0	D.N.F.	N/A	
60	Bob HIGGINS		Sheane			0	D.N.F.	N/A	

FASTEST LAP

2	Trevor WELSH		Leystone 2001		1:06.879	10	88.22mph	141.98kph
---	--------------	--	---------------	--	----------	----	----------	-----------

Non-starter: 50
Weather/Track: Bright/Dry

Silverstone
Circuit Length = 1.6390 miles.
Start: 14:57

MST sports timing

Clerk of Course:  15:47	Stewards:	Timekeeper: 
---	-----------	--

15.65

750 Motor Club Bike-engined Roadsports Series Provisional Results Race 13

POS	NO	CL	NAME	NAT	ENTRY	TIME	LAPS	GAP	MPH	BEST
1	11	B	Mike FIELD		Fisher Fury	11:25.641	10		86.31	1:07.133
2	77	B	Warwick BARNES		Fisher Fury	11:30.944	10	5.303	85.65	1:07.326
3	35	B	Alistair MASSARELLA		Fisher Fury	11:31.049	10	5.408	85.63	1:07.214
4	37	A	Andrew HUXTABLE		Westfield Megabird	11:42.729	10	17.088	84.21	1:09.035
5	6	B	Gordon GRIFFIN		Fisher Fury	11:44.747	10	19.106	83.97	1:08.793
6	4	B	Peter HURST		Locoblade	11:56.640	10	30.999	82.58	1:09.944
7	5	B	Matthew ROWE		Westfield Blade	12:11.627	10	45.986	80.88	1:10.443
8	9	A	Jonathan WRIGHT		Westfield Megabusa	12:24.838	10	59.197	79.45	1:07.298
9	41	B	John STEWART		Stuart Taylor Locob	11:53.848	9	1 LAP	74.63	1:17.660

NOT CLASSIFIED

24	B	Martin BROOKS	Westfield SE	6:54.533	6	D.N.F.	85.82	1:07.347
27	B	Alan McPHERSON	Formula 27	3:17.040	2	D.N.F.	60.78	1:27.762

FASTEST LAP

11	B	Mike FIELD	Fisher Fury	1:07.133	4	87.89mph	141.44kph
9	A	Jonathan WRIGHT	Westfield Megabusa	1:07.298	10	87.67mph	141.10kph

Non-starter: 3
Weather/Track: Bright/Dry

MST sports timing

Silverstone
Circuit Length = 1.6390 miles.
Start: 15:20

Clerk of Course: *[Signature]* 15:45
[Signature] 29.701

Stewards:

Timekeeper:

750 Motor Club 750 Trophy Provisional Results Race 14

POS	NO	CL	NAME	NAT	ENTRY	TIME	LAPS	GAP	MPH	BEST
1	87	I	Reg HARGRAVE		Kieft F3	7:49.559	6		75.77	1:15.838
2	7	C	Don RAWSON		Rawson Special	8:02.926	6	13.367	73.67	1:18.168
3	6	C	Roger WINDLEY		Genie	8:03.596	6	14.037	73.57	1:17.599
4	1	C	Roger ROWE		RWR	8:09.271	6	19.712	72.71	1:18.747
5	68	C	Pete BIRCH		JGS III	8:12.504	6	22.945	72.24	1:19.902
6	11	C	John MARSHALL		Lotus Mk6	8:28.899	6	39.340	69.91	1:21.921
7	9	C	Ian ALLEN		U.C.E	8:39.687	6	50.128	68.46	1:23.554
8	71	C	Phil EVANS		Time 3B	9:23.097	6	1:33.538	63.18	1:29.169
9	2	A	Mark ROPER		Austin 7 Sports	7:49.649	5	1 LAP	63.19	1:30.628
10	10	A	Nick HAYWARD-COOK		A7 Monoposto	7:53.397	5	1 LAP	62.69	1:31.102
11	22	D	Neil HODGES		Cooper Mk8	7:54.499	5	1 LAP	62.54	1:28.846
12	32	B	David WHETTON		Austin Mouse Racer	8:01.784	5	1 LAP	61.60	1:30.670
13	21	C	Keith BLANSHARD		Lotus 6	8:30.563	5	1 LAP	58.12	1:37.271
14	17	B	Jean REES		Rawson Special	7:50.828	4	2 LAPS	50.50	1:43.295
15	26	B	Michael WHITBY		Austin 7 Special	8:27.441	4	2 LAPS	46.85	2:01.940
16	12	C	Colin WILLMOTT		DNC	9:22.434	4	2 LAPS	42.27	1:23.981

NOT CLASSIFIED

13	B	Graham CHAMBERS	A7 Ulster	6:16.784	4	D.N.F.	63.10	1:30.379
35	C	Frank BARNARD	Scholar Mk1A	2:08.291	1	D.N.F.	47.36	2:08.291
44	B	Terry BROWN	Speedex Silverstone	2:15.401	1	D.N.F.	44.88	

FASTEST LAP

87	I	Reg HARGRAVE	Kieft F3	1:15.838	2	77.80mph	125.21kph
6	C	Roger WINDLEY	Genie	1:17.599	5	76.03mph	122.36kph
22	D	Neil HODGES	Cooper Mk8	1:28.846	4	66.41mph	106.87kph
13	B	Graham CHAMBERS	A7 Ulster	1:30.379	3	65.28mph	105.06kph
2	A	Mark ROPER	Austin 7 Sports	1:30.628	4	65.10mph	104.77kph

Weather/Track: Bright/Dry

MST sports timing


Silverstone
Circuit Length = 1.6390 miles.
Start: 15:40

Clerk of Course:

 1616

Stewards:

Timekeeper:



Morgan Motor Company Challenge

Provisional Results Race 15

POS	NO	CL	NAME	NAT	ENTRY	TIME	LAPS	GAP	MPH	BEST
1	29	A	Keith AHLERS		Morgan + 8	11:07.381	10		88.67	1:04.926
2	2	A	Rick LLOYD		Morgan + 8	11:16.453	10	9.072	87.48	1:05.591
3	54	B	Peter HORSMAN		Morgan + 8	11:32.976	10	25.595	85.40	1:07.605
4	13	B	Chris ACKLAM		Morgan + 8	11:43.758	10	36.377	84.09	1:08.815
5	21	C	James PATERSON		Morgan + 8	11:51.401	10	44.020	83.18	1:09.579
6	69	B	Phil HOLLINS		Morgan + 8	11:52.084	10	44.703	83.10	1:08.839
7	55	B	Philip MCKELVEY		Morgan + 8	11:52.431	10	45.050	83.06	1:09.225
8	45	C	Andy GREEN		Morgan + 8	11:58.060	10	50.679	82.41	1:10.090
9	25	C	Daniel WARD		Morgan + 8	12:15.091	10	1:07.710	80.50	1:09.769
10	71	D	Kelvin LAIDLAW		Morgan + 8	11:24.636	9	1 LAP	77.82	1:14.087
11	7	D	Mary LINDSAY		Morgan + 8	11:25.300	9	1 LAP	77.74	1:13.901
12	18	E	John CLARKE		Morgan + 4	11:42.790	9	1 LAP	75.81	1:15.940
13	11	E	David JAMES		Morgan + 4	11:45.030	9	1 LAP	75.57	1:16.406
14	24	B	Phil BROWN		Morgan + 8	11:46.051	9	1 LAP	75.46	1:16.373
15	44	E	Stephen WHEATLEY		Morgan 4/4	11:49.930	9	1 LAP	75.05	1:16.568
16	1	E	Alan WICKENDEN		Morgan 4/4	11:51.792	9	1 LAP	74.85	1:14.582
17	48	D	Philip GODDARD		Morgan + 8	12:15.879	9	1 LAP	72.40	1:19.353
18	28	A	Christopher WILLIAMS		Morgan + 8	11:09.270	8	2 LAPS	70.79	1:08.093

NOT CLASSIFIED

99	A	Matthew WURR	Morgan + 8	9:16.786	8	D.N.F.	85.09	1:05.942
39	C	Simon OREBI-GANN	Morgan + 8		0	D.N.F.	N/A	

FASTEST LAP

29	A	Keith AHLERS	Morgan + 8	1:04.926	5	90.87mph	146.25kph
54	B	Peter HORSMAN	Morgan + 8	1:07.605	8	87.27mph	140.45kph
21	C	James PATERSON	Morgan + 8	1:09.579	4	84.80mph	136.47kph
7	D	Mary LINDSAY	Morgan + 8	1:13.901	7	79.84mph	128.49kph
1	E	Alan WICKENDEN	Morgan 4/4	1:14.582	4	79.11mph	127.32kph

Non-starter: 6
Weather/Track: Bright/Dry

MST sports timing

Silverstone
Circuit Length = 1.6390 miles.
Start: 16:04

Clerk of Course:  1636	Stewards:	Timekeeper: 
--	-----------	--

16.59

Demon Tweeks/Yokohama/CCC Hot Hatch

Provisional Results Race 16

POS	NO	CL	NAME	NAT	ENTRY	TIME	LAPS	GAP	MPH	BEST
1	19	B	Roger EBDON		Fiesta XR2	12:13.567	10		80.67	1:10.939
2	14	B	Martyn CULLEY		Fiesta XR2	12:16.174	10	2.607	80.38	1:12.032
3	22	B	Andy FELLO		Fiesta XR2	12:17.686	10	4.119	80.22	1:11.574
4	82	B	Guy FOULGER		Citroen Saxo VTR	12:17.983	10	4.416	80.19	1:11.490
5	43	B	Martin RUTHERFORD		Fiesta XR2	12:25.562	10	11.995	79.37	1:12.312
6	76	B	Rob MINNS		Fiesta XR2	12:28.368	10	14.801	79.07	1:12.066
7	32	B	Adrian LOWES		Escort XR3	12:28.722	10	15.155	79.04	1:13.048
8	85	B	Bernie BOWDEN		Vauxhall Nova GTE	12:30.804	10	17.237	78.82	1:12.964
9	88	A	Steve POLLEY		Toyota Starlet	12:32.386	10	18.819	78.65	1:12.870
10	84	A	Mark BUSH		Rover Metro GTi	12:32.761	10	19.194	78.61	1:12.561
11	8	B	Richard WALMSLEY		Peugeot 205 GTi	12:37.826	10	24.259	78.09	1:12.418
12	81	C	Jay FROST		Renault Clio	12:40.420	10	26.853	77.82	1:14.102
13	31	B	Lewis WILLIAMS		Fiesta XR2	12:46.098	10	32.531	77.24	1:13.333
14	44	A	Marc GLIDDON		Rover Metro GTi	12:47.597	10	34.030	77.09	1:14.037
15	26	B	Jason MARINO		Fiesta XR2	12:48.102	10	34.535	77.04	1:13.195
16	6	A	Mark CUNNINGHAM		Citroen AX GT	12:48.409	10	34.842	77.01	1:14.157
17	25	B	Geoff BLUFF		Vauxhall Nova GTE	12:55.633	10	42.066	76.29	1:14.401
18	33	B	Richard KINGSNORTH		Peugeot 205 GTi	13:00.305	10	46.738	75.84	1:15.693
19	66	B	Steve TREEN		Fiesta XR2	13:00.385	10	46.818	75.83	1:15.779
20	59	A	Craig ABRAHAM		Rover Metro GTi	13:06.237	10	52.670	75.27	1:15.734
21	91	B	Paul FINES-ALLIN		Fiesta XR2	13:07.223	10	53.656	75.17	1:15.616
22	21	B	Glyn CARTWRIGHT		Fiesta XR2	13:16.436	10	1:02.869	74.30	1:15.509
23	55	C	Steve HORNER		Fiesta RS 1800	13:16.728	10	1:03.161	74.27	1:16.731

NOT CLASSIFIED

69	A	Steve ORCHARD	Rover MG Metro	8:08.872	6	D.N.F.	72.77	1:18.001
41	B	Barrie CULLEY	Fiesta XR2	13:20.520	6	N.C.F.	44.44	1:13.057
15	C	Darren BLUMSON	Vauxhall Astra GTE	5:09.341	4	D.N.F.	76.86	1:11.617
50	B	John HAMMERSLEY	Peugeot 205 GTi	3:43.675	3	D.N.F.	79.92	1:10.924
40	B	Craig DAWSON	Fiesta XR2	4:32.568	3	D.N.F.	65.59	1:18.486
51	B	Simon HILL	Peugeot 205 GTi		0	D.N.F.	N/A	



FASTEST LAP

50	B	John HAMMERSLEY	Peugeot 205 GTi	1:10.924	3	83.19mph	133.88kph
15	C	Darren BLUMSON	Vauxhall Astra GTE	1:11.617	3	82.38mph	132.59kph
84	A	Mark BUSH	Rover Metro GTi	1:12.561	10	81.31mph	130.86kph

Non-starters: 23, 60
Weather/Track: Sunny/Dry

MST sports timing

Silverstone
Circuit Length = 1.6390 miles.
Start: 16:32

Clerk of Course:  16.59	Stewards:	Timekeeper: 
---	-----------	--